

Features

- Vertical handle complements the contemporary style
- Ultra-low threshold creates easy entry and exit to the showering space
- CleanCoat®+ glass coating creates a hydrophobic barrier that repels water, soap scum, and residue, saving time and protecting shower doors 10 times longer than original CleanCoat. (Based on 2021 internal wear/abrasion testing using a microfiber cloth.)
- Tempered glass ensures enhanced safety and durability

Material

- Frameless, heavy 5/16" (8 mm) thick Crystal Clear tempered glass

Technology

- Self-closing mechanism offers superior performance and security against water leakage
- Maximum width adjustability

Installation

- Out-of-plumb adjustability simplifies installation
- Door can be installed to open to the left or right to suit your bathroom layout
- Pivot shower door
- Not for use in hospitality
- For residential use only



Codes/Standards




ANSI Z97.1
CAN/CGSB-12.1
CPSC 16CFR 1201

KOHLER® Bath and Shower Doors Ten-Year Limited Warranty

See website for detailed warranty information.

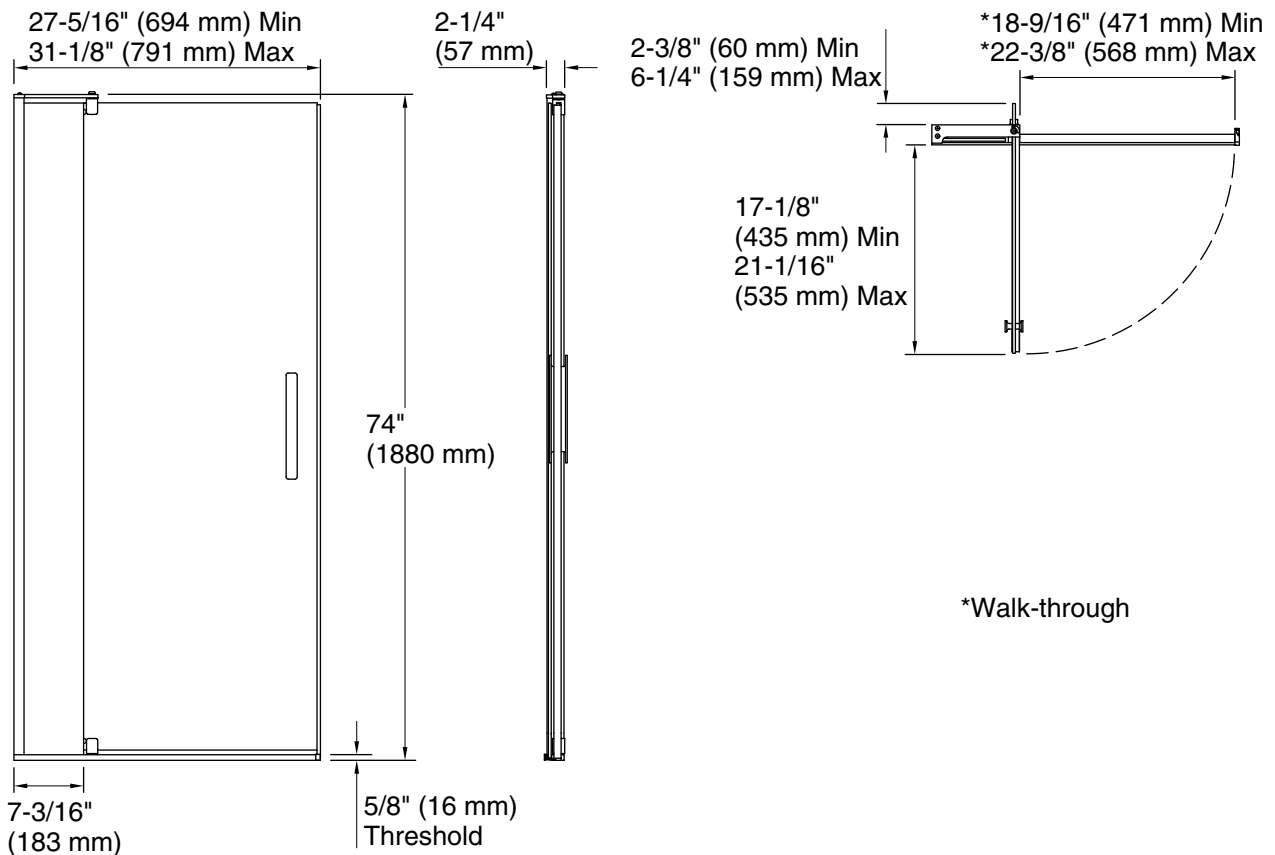
Available Colors/Finishes

Color tiles intended for reference only.

Color	Code	Description
	SHP	Bright Polished Silver
	ABZ	Anodized Dark Bronze
	BNK	Anodized Brushed Nickel

Available Glass Options

Code	Description
L	Crystal Clear



*Walk-through

Technical Information

All product dimensions are nominal.

Base-To-Wall	3/8" (10 mm)
Radius – Max:	
Shower Ledge Min	2-1/4" (57 mm)
Flat:	
Shower Wall Min	2-1/4" (57 mm)
Flat:	
Wall Studs Required	Yes
for Door:	

Notes

Install this product according to the installation guide.

Strike jamb is made of clear plastic and may not cover existing shower door holes.

NOTICE: The vertical opening should be a minimum of 78-1/2" (1994 mm) to allow clearance for installing the top track over the wall jambs.

Do not install this door to a plastic shower modules or drywall unless additional support is provided behind the wall.