



Buy it for looks. Buy it for life.®

# Specifications

## DESCRIPTION

- Metal construction with various finishes identified by suffix
- Single function handshower with double check valves


## OPERATION

- Lever style handles
- Rotate hot side handle counterclockwise to open (clockwise to close)
- Rotate cold side handle clockwise to open (counterclockwise to close)

## FLOW

- EP suffix models are limited to 2.0 gpm (7.6 L/min) max for products manufactured prior to June 30, 2018. EP suffix models manufactured after June 30, 2018 are limited to 1.75 gpm (6.7 L/min) max.

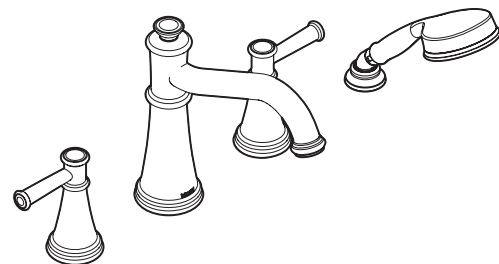
## STANDARDS

- Third party certified to ASME A112.18.1/CSA B-125.1, and all applicable requirements referenced therein
- **ADA**  for lever handles

## WARRANTY

- Lifetime limited warranty against leaks, drips and finish defects to the original homeowner
- 10 year limited warranty when used in a multifamily installation
- 5 year limited warranty when used in a commercial installation

Visit [www.moen.com/support](http://www.moen.com/support) for complete details and limitations



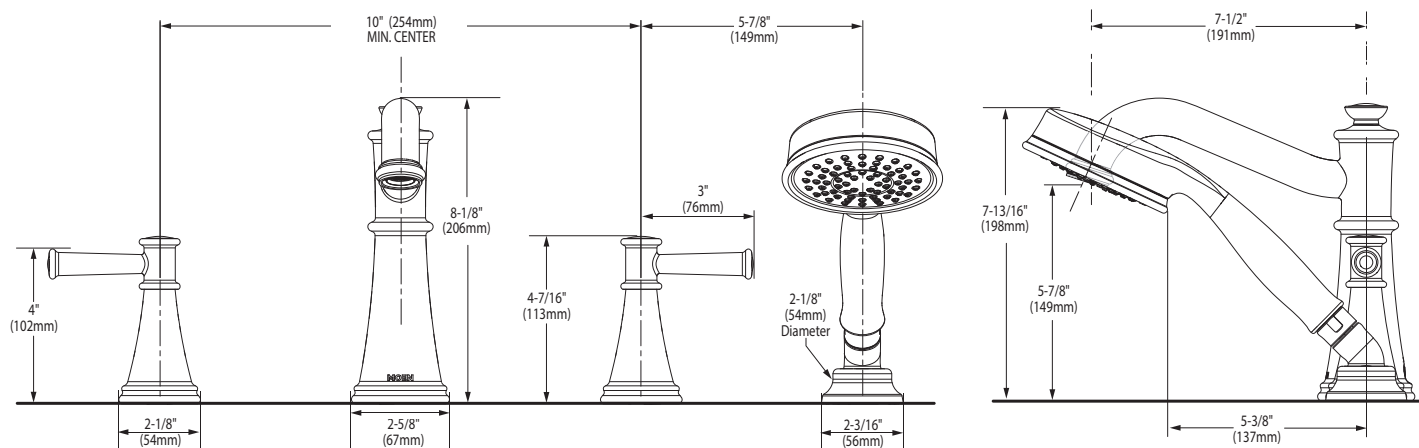
## Belfield™ Two-Handle Roman Tub Faucet Trim w/Built In Diverter Valve

**Models:** T9024 series

**Valves:** 9792, 9793



Handshower 3668EP



## CRITICAL DIMENSIONS

(DO NOT SCALE)