



Align® Shower Kit Assembly

TRIM KITUT3290

Components

- UT3290 M-CORE® 3-Series with Integrated Transfer Valve Trim
- 198952 6" Single Function Rainshower Head
- 151380 16" Shower Arm
- 137488 Shower Arm Flange
- 3887EP Single Function Eco-Performance Handheld with Slidebar
- A725 Drop Ell

FAUCET DESCRIPTION

- Metal construction with various finishes identified by suffix

OPERATION

- Lever style handle with temperature indicator on the escutcheon
- Variable volume control as handle is lifted in a 0 to 25° arc
- Temperature operates through an 110° arc of handle rotation (full cold to full hot)
- Adjustable temperature limit stop to control maximum hot water temperature
- Pressure balancing mechanism maintains selected discharge temperature to $\pm 2^{\circ}\text{F}$
- Transfer valve is rotary 360° handle operation when used with 3 devices, 120° handle operation when used with 2 devices with detents at each flow position

CARTRIDGE

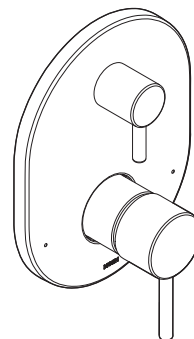
- 1213 Ceramic Disk Volume Control Cartridge
- Non-metallic/non-ferrous and plastic material
- Not compatible with back to back installations

STANDARDS

- Third party certified to ASME A112.18.1/CSA B-125-1, ASSE 1016 and all applicable requirements reference therein
- Moen's M-CORE® pressure balance system is capable to meet the pressure and temperature variation requirements of ASSE 1016 when tested as low as 1.5 gpm (5.68 L/min)
- ADA ♿ for lever handle

WARRANTY

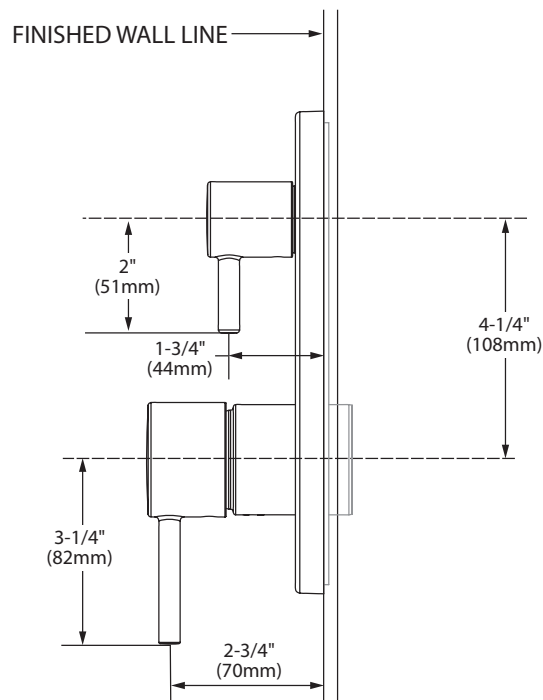
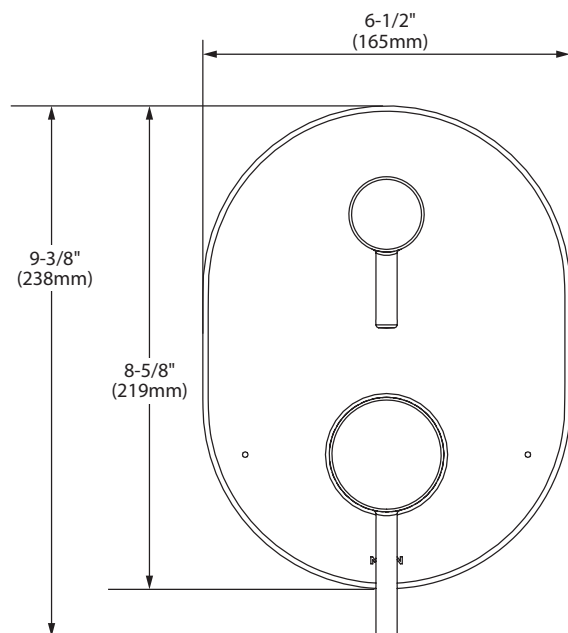
- Lifetime limited warranty against leaks, drips and finish defects to the original homeowner
 - 10 year limited warranty when used in a multifamily installation
 - 5 year limited warranty when used in a commercial installation
- Visit www.moen.com/support for complete details and limitations



ALIGN™ M-CORE™ 3-Series Valve Trim with Integrated Diverter

Models: UT3290 Series

Valves: U232 Series and U362 Series



CRITICAL DIMENSIONS

(DO NOT SCALE)



Specifications

DESCRIPTION

- Fixed mount showerhead
- 1/2" IPS connection
- Immersion™ Self-Pressurizing rainshower technology channels water for more spray power

OPERATION

- Single function

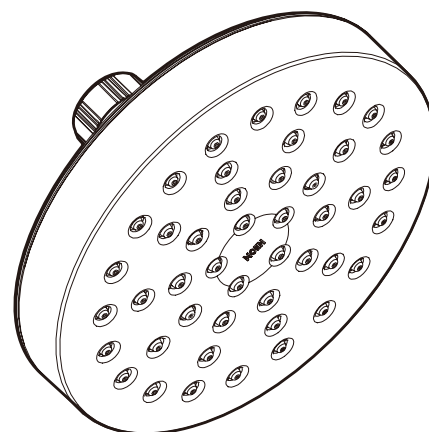
FLOW

- Designed to deliver 1.75 gpm (6.65 L/min) MAX at 80 psi

WARRANTY

- Lifetime limited warranty against leaks, drips and finish defects to the original homeowner
- 10 year limited warranty when used in a multifamily installation
- 5 year limited warranty when used in a commercial installation

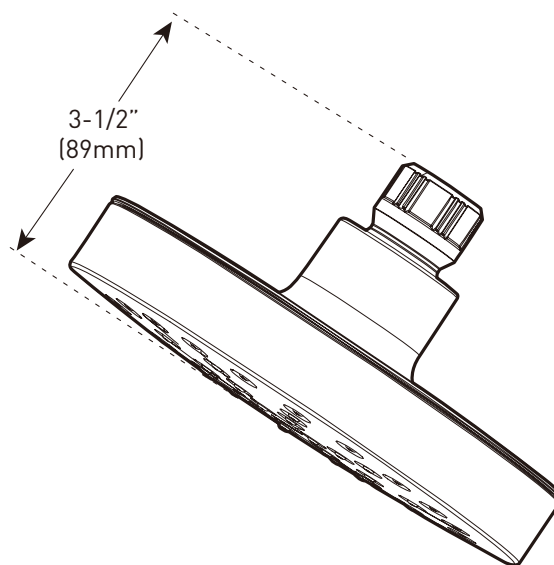
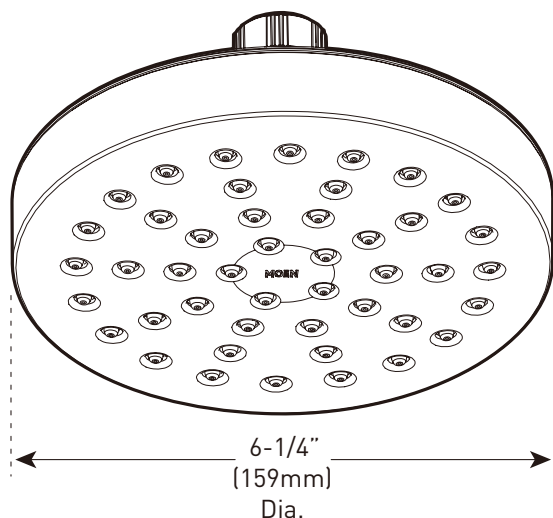
Visit www.moen.com/support for complete details and limitations



One-Function Rainshower

Model: 198952 series

IMMERSION™
rainshower technology



CRITICAL DIMENSIONS

[DO NOT SCALE]

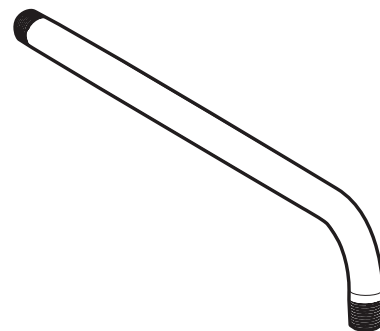
FAUCET DESCRIPTION

- Metal construction with various finishes identified by suffix

WARRANTY

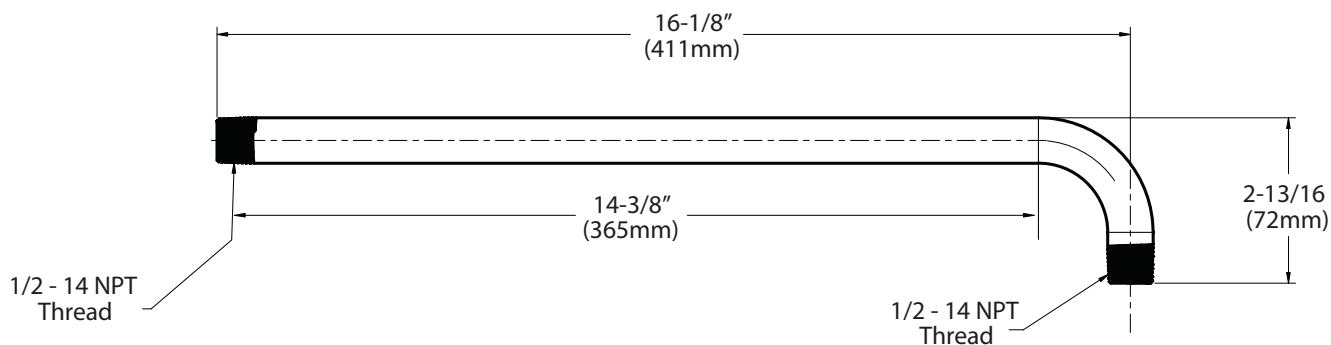
- Lifetime limited warranty against leaks, drips and finish defects to the original homeowner
- 10 year limited warranty when used in a multifamily installation
- 5 year limited warranty when used in a commercial installation

Visit www.moen.com/support for complete details and limitations



Shower Arm

Model: 151380 series



CRITICAL DIMENSIONS

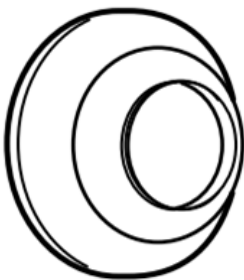
(DO NOT SCALE)

DESCRIPTION

- Plastic construction with various finishes identified by suffix

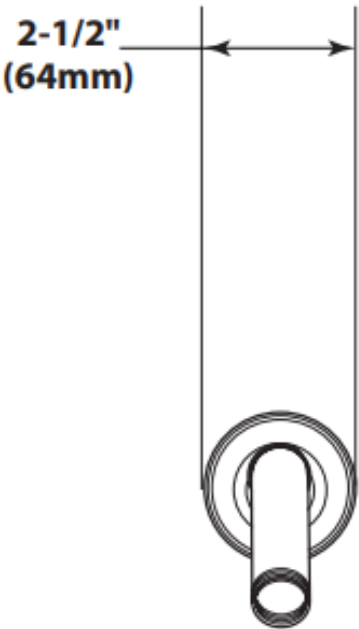
WARRANTY

- Lifetime limited warranty against finish defects to the original consumer purchaser
- 5 year warranty if used in commercial installations



Shower Flange

Model: 137488



CRITICAL DIMENSIONS
(DO NOT SCALE)

DESCRIPTION

- Various finishes identified by suffix
- Handheld shower
- 69" double interlock spiral hose (metal)
- Double check valve in handle
- 30" slide bar with push button height selection

Operation

- Single function
- Handshower holder rotates to adjust angle of handshower

FLOW

- EP suffix models are limited to 2.0 gpm (7.6 L/min) max for products manufactured prior to June 30, 2018. EP suffix models manufactured after June 30, 2018 are limited to 1.75 gpm (6.7 L/min) max.

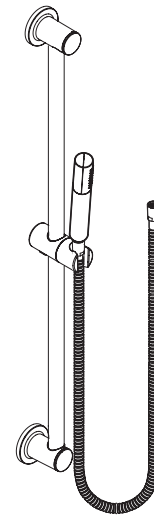
STANDARDS

- Designed and manufactured to comply with the applicable requirements of ASME A112.18.1/CSA B-125.1 and ASSE 1014 and all applicable specifications referenced therein
- EP suffix models are third party certified to WaterSense®

WARRANTY

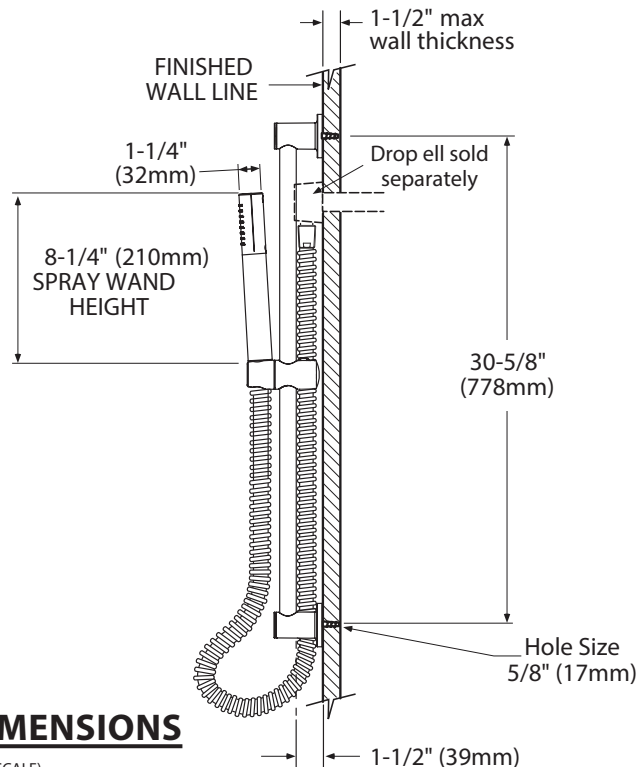
- Lifetime limited warranty against leaks, drips and finish defects to the original homeowner
- 10 year limited warranty when used in a multifamily installation
- 5 year limited warranty when used in a commercial installation

Visit www.moen.com/support for complete details and limitations



Single Function Handshower w/Slide Bar

Models: 3887 series



CRITICAL DIMENSIONS

(DO NOT SCALE)



Buy it for looks. Buy it for life.®


Specifications

DESCRIPTION

- Metal construction with various finishes identified by suffix

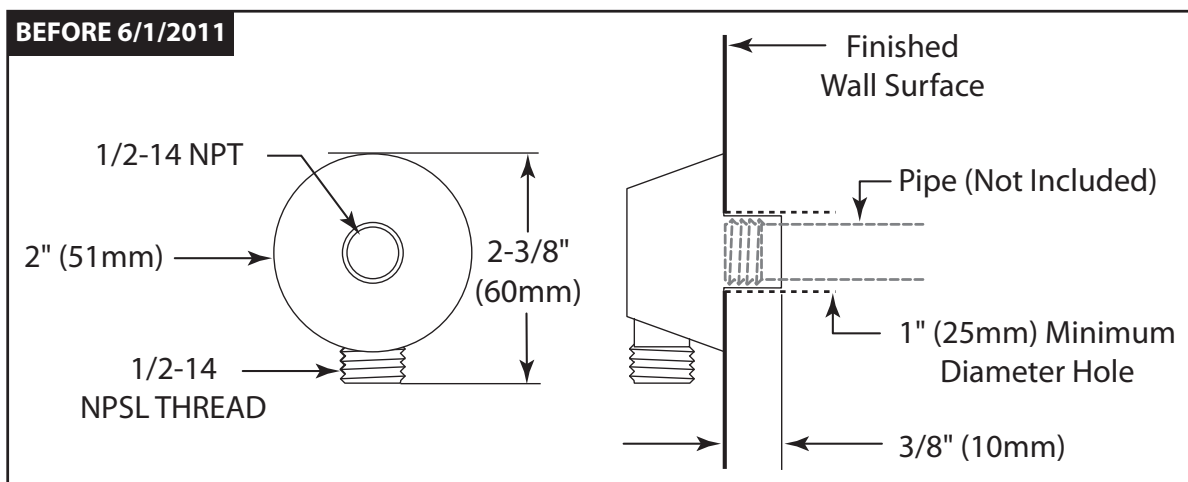
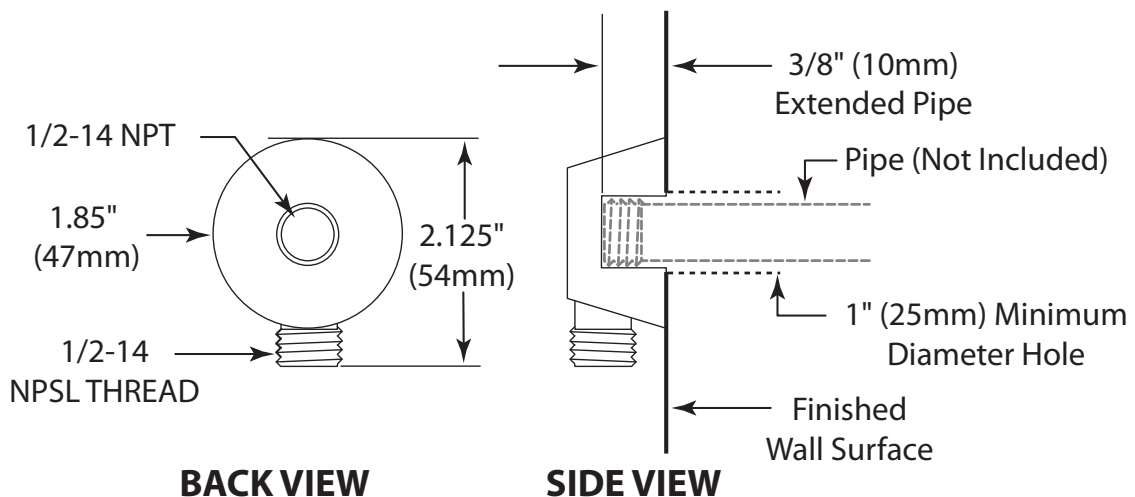
WARRANTY

- Warranted for one year against material or manufacturing defects



DROP ELL

Models: A725 series



CRITICAL DIMENSIONS

(DO NOT SCALE)