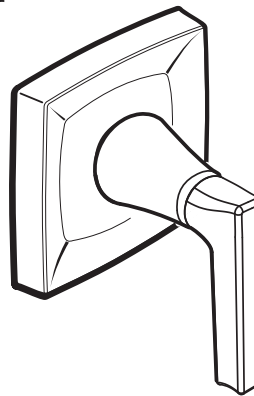


INSTALLATION INSTRUCTIONS

Keefe™ Handle Trim Kit for Two Way or Three Way In-Wall Diverter

Model D35104.430

*Thank you for selecting DXV by American Standard.
To ensure that your installation proceeds smoothly,
please read these instructions carefully
before you begin.*



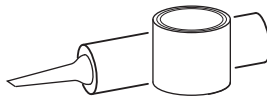
AMERICAN STANDARD

RECOMMENDED TOOLS AND MATERIALS


Most of the procedures require the use of common tools and materials, which are available from hardware and plumbing, supply stores. It is essential that the tools and materials be on hand before work is begun.




Channel Locks



Plumbers' Putty or Caulking



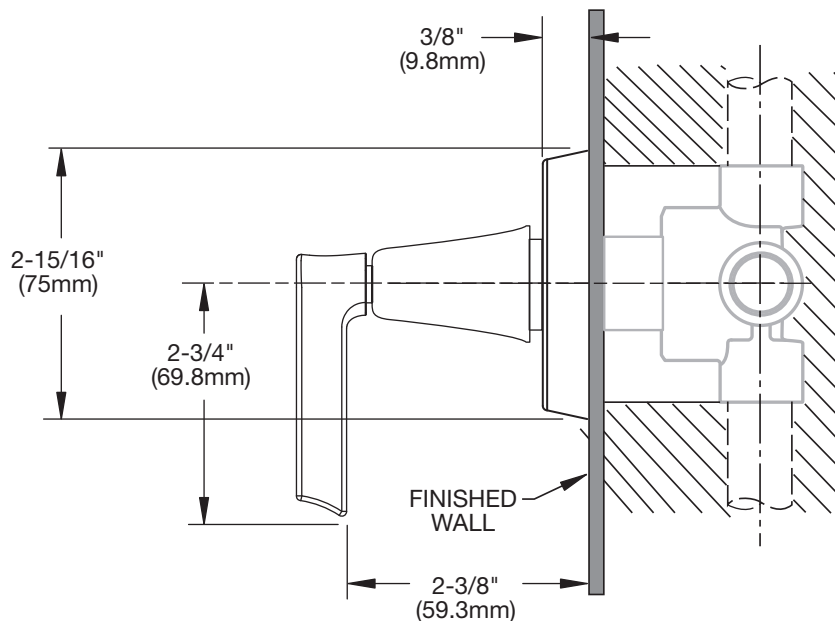
Phillips Screwdriver



Regular Screwdriver

ROUGHING-IN DIMENSIONS:

- For reference



In the United States:

DXV by American Standard
One Centennial Avenue
Piscataway, New Jersey 08855
Attention: Director of Customer Care

For residents of the United States, warranty information may also be obtained by calling the following toll free number: (800) 227-2734
www.DXV.com

In Canada:

DXV by American Standard
5900 Avebury Road
Mississauga, Ontario
L5R 3M3
Canada

Toll Free: 1-800-387-0369
Local: 905-306-1093
Fax: 1-800-395-1498
www.DXV.ca

In Mexico:

DXV by American Standard
Via Morelos 330
Col. Santa Clara Coatitla
Ecatepec, Estado de México 55540

Toll Free: 01-800-8391200
www.DXV.mx

SAVE FOR FUTURE USE

1 INSTALL VALVE TRIM TWO-WAY OR THREE-WAY DIVERTER VALVE

CAUTION

Turn off hot and cold water supplies before beginning.

- Twist and pull off PLASTER GUARD (1). (TWO AND THREE WAY VALVES) Install ESCUTCHEON (4) onto ESCUTCHEON HOLDER (2). **Fig. A.**
- Thread ESCUTCHEON HOLDER (2) with ESCUTCHEON (4) onto DIVERTER VALVE (3) until ESCUTCHEON (4) is flush against finished wall. **Fig. B.**
- Turn VALVE STEM (5) clockwise to the off position. Align LEVER HANDLE ASSEMBLY (6) as shown or as desired and install HANDLE ASSEMBLY (6) onto VALVE STEM (5). Thread HANDLE BASE (7) clockwise onto HANDLE ADAPTER (2) until seated tightly against stop. **Fig. C.**
- Installation complete. Test Valve. **Fig. D.**

Fig. A.

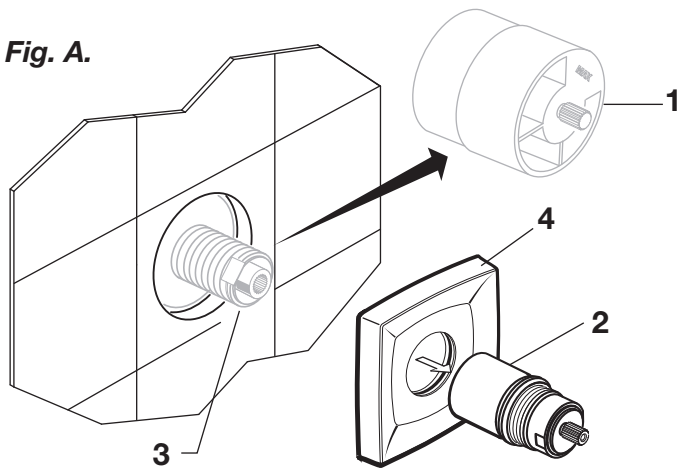


Fig. B.

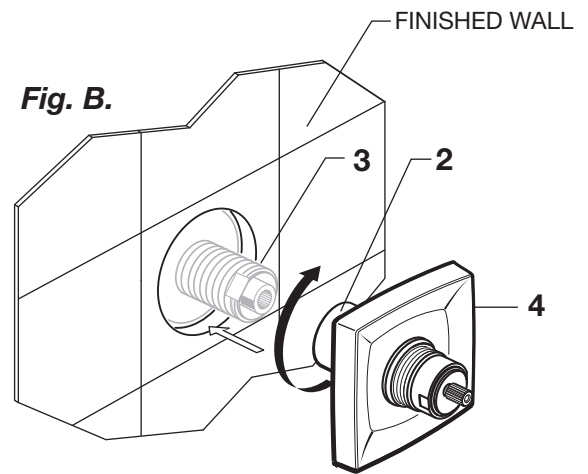


Fig. C.

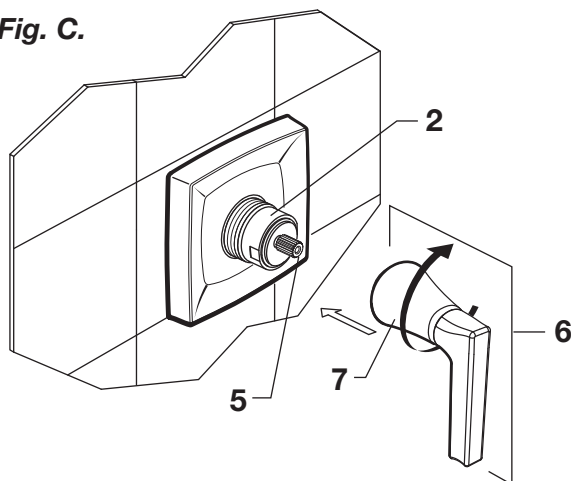
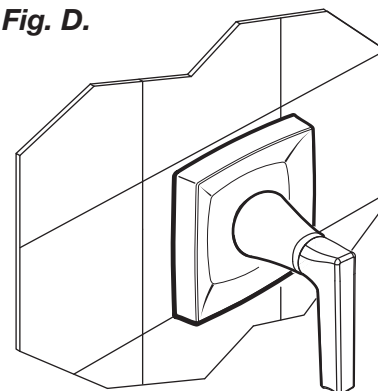


Fig. D.





AMERICAN STANDARD

Keefe Handle Trim Kit for Two Way or Three Way In-Wall Diverter

MODEL NUMBER

D35104.430

Replace the "YYY" with
appropriate finish code

POLISHED CHROME	100
BRUSHED NICKEL	144

