



Buy it for looks. Buy it for life.®

FAUCET DESCRIPTION

- Metal construction with chrome finish
- Includes showerhead, arm, flange and diverter spout

OPERATION

- Lever style handle with temperature indicator on the escutcheon
- Handle operates counterclockwise through a 270° arc with off at 6 o'clock and maximum hot at the 9 o'clock position. Shut off in clockwise direction
- Adjustable temperature limit stop to control maximum hot water temperature
- Pressure balancing mechanism maintains selected discharge temperature to $\pm 3^\circ$


FLOW

- EP suffix models are limited to 1.75 gpm (6.6 L/min) at 80 psi
- NH suffix models contain no showerheads

CARTRIDGE

- 1222 cartridge design
- Nonmetallic/nonferrous and stainless steel materials
- Accommodates back to back installations

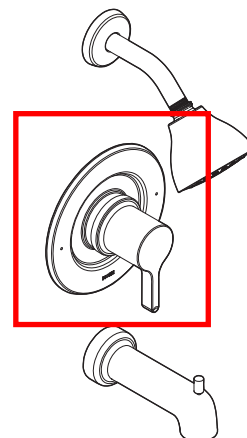
STANDARDS

- Third party certified to meet ASME A112.18.1/CSA B125.1 and all applicable requirements referenced therein
- EP suffix models are third party certified to WaterSense®
- ADA  for lever handle

WARRANTY

- Lifetime limited warranty against leaks, drips and finish defects to the original consumer purchaser
- 5 year warranty if used in commercial installations

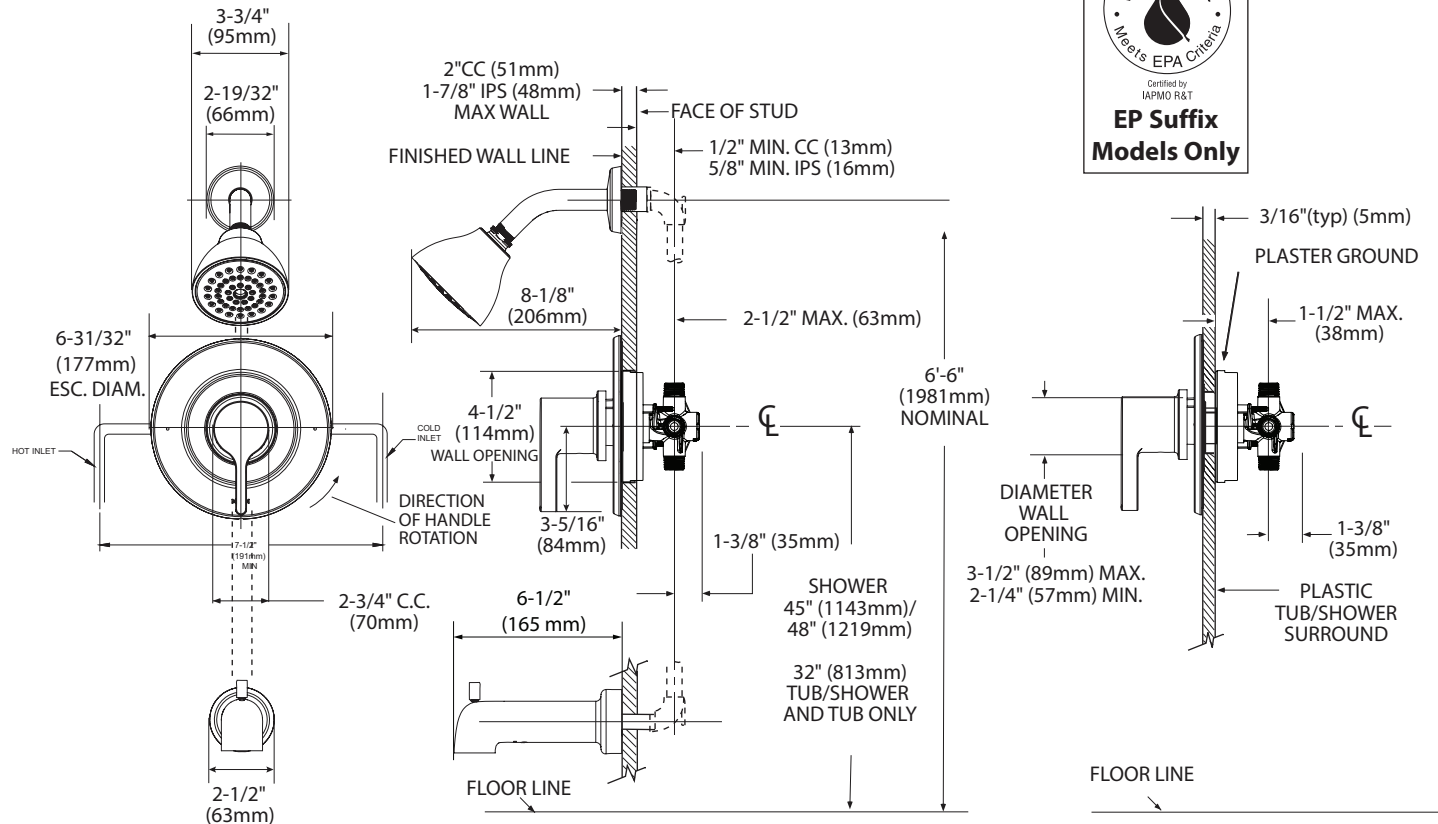
Specifications



Vichy™ POSI-TEMP® Single-Handle Tub/Shower Trim Kit

Model: T2661 series - valve trim only
T2662EP series - shower trim
T2663EP series - tub/shower trim

Valves: 62300, 2500 series



CRITICAL DIMENSIONS

(DO NOT SCALE)