



ROMAN TUB ROUGH-IN KIT

- Single Handle Roman Tub Faucet with Hand Shower
- Three Hole Installation
- Adjustable Rough-In for Thin or Thick Deck Installations
- Rough-In Must be Installed on Finished Deck
- Temperature Controlled with Handle
- Flexible 5 to 8" (127 to 203 mm) Centers for Handle Body to Spout Body
- Trim Kit Must Also be Ordered to Complete Installation

STANDARD SPECIFICATIONS:

- Washerless.
- 16" (406 mm) maximum widespread.
- 10 gpm at 60 psi (37.9 L/min at 414 kPa).
- Flexible deck or ledge mount installation.
- Handle needs to be installed on left and facing forward.
- Must be installed on finished deck. Tiling must be completed prior to installation of rough-in.
- All holes must be drilled at a 90° angle to the deck surface.
- Adjustable to 2 1/2" maximum deck thickness.
- 5/8" O.D. Copper supply inlet / outlet tubes.
- Solid fabricated brass rough-in bodies.
- High-flow, brass, ceramic disk cartridge.
- Single handle temperature control.
- All operating parts are serviceable above deck.

NOTES:

- Rough-in must be installed so handle is on the left of the spout with the spout facing forward. Refer to M&I for more details. Spacing between hand shower and spout could be 5"- 8" (127 mm - 203 mm).
- Trim kit must also be ordered to complete installation. Refer to separate trim kit specifications to determine the best rough-in kit and handle spacing for your situation.

Pex Options:

- PX designed for use with ASTM F1807 copper crimp rings and ASTM F876/F877 PEX tubing.
- MF designed for use with ASTM F1960 cold expansion fittings and ASTM F876/F877 PEX tubing.

WARRANTY

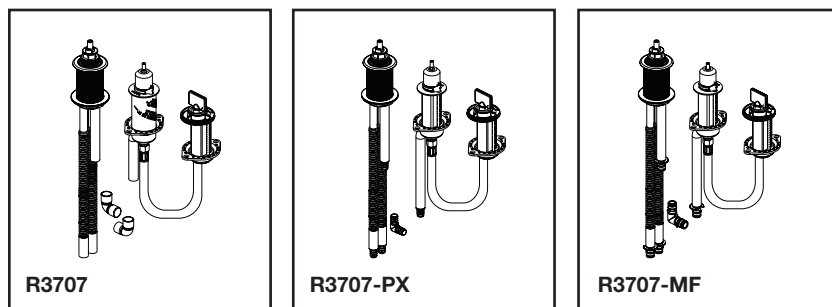
- Lifetime limited warranty on parts (other than electronic parts and batteries) and finishes: or, for commercial users, for 5 years from date of purchase.
- 5 year limited warranty on electronic parts (other than batteries); or, for commercial users, for 1 year from the date of purchase. No warranty is provided on batteries.

COMPLIES WITH:

- ANSI/ASME A112.18.1/CSA B125.1



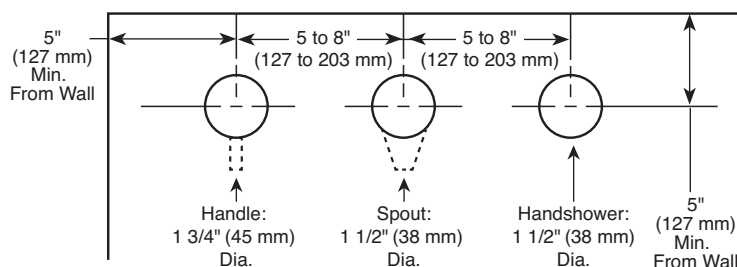
55 E. 111th Street, Indianapolis, Indiana 46280
350 South Edgeware Road, St. Thomas, ON N5P 4L1
© 2018 Masco Corporation of Indiana



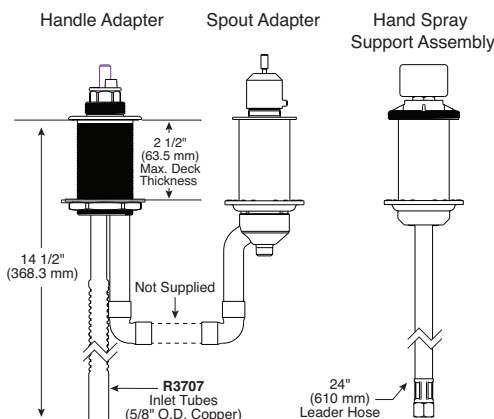
Submitted Model No.: _____

Specific Features: _____

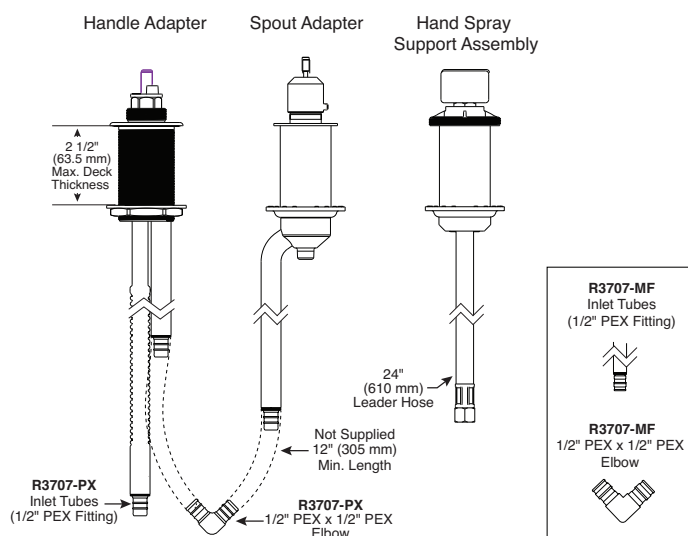
Finished Deck Installation



R3707



R3707-PX / R3707-MF



Delta reserves the right (1) to make changes in specifications and materials, and (2) to change or discontinue models, both without notice or obligation. Dimensions are for reference only.