MOEN®
COMMERCIAL

Specifications

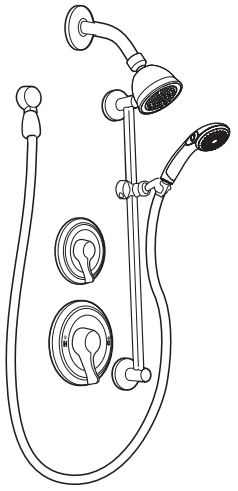

Single-Handle Posi-Temp Shower System (With 3 Function Transfer Valve)

Model: T8342EP15

DESCRIPTION
- Chrome plated metal construction
- Pressure balancing cycle valve design
- 3 function transfer valve
- Shower arm has 1/2" IPS male thread
- Contains: showerhead, hand-held shower, 69" metal hose, 30" slide bar, drop ell, vacuum breaker and mounting hardware
- **Slide bar is NOT DESIGNED TO BE A GRAB BAR**
- Supplied with vandal resistant screws
- Quick cleaning rubber nozzles

OPERATION
- Temperature and transfer valve both have ADA compliant lever style handles
- Handle operates counterclockwise through a 270° arc with off at 6 o'clock, and maximum hot at the 9 o'clock position. Shut off in clockwise direction
- Adjustable temperature limit stop
- Pressure balancing mechanism maintains selected discharge temperature to ± 3.6°
- Transfer valve operates 3 distinct functions
- Single function spray pattern
- Easy to operate pause button (reduces the flow of water to a trickle)

FLOW
- 1.5 gpm (5.7 L/min) MAX at 80 psi / 1.1 gpm (4.2 L/min) MIN at 45 psi hand-held shower and stationary shower head

CARTRIDGE
- Pair with a brass Posi-Temp rough-in valve:
- 8370HD*: 1/2" CC connection without integral stops
- 8371HD*: 1/2" CC connection with integral stops
- 8372HD*: 1/2" IPS connection with integral stops
- 8373HD*: 1/2" PEX connection with integral stops
- 8374HD*: 1/2" CPVC connection with integral stops,
  *Includes the 1222HD Brass Posi-Temp Cartridge
- Also requires the 3360 3 function transfer rough-in valve
- Accommodates back to back installations

STANDARDS
- Third party certified to ASME A112.18.1/CSA B125.1 and all applicable requirements referenced therein including ASSE 1016

- **ADA** for lever handle

WARRANTY
- Warranted for 5 years against material or manufacturing defects

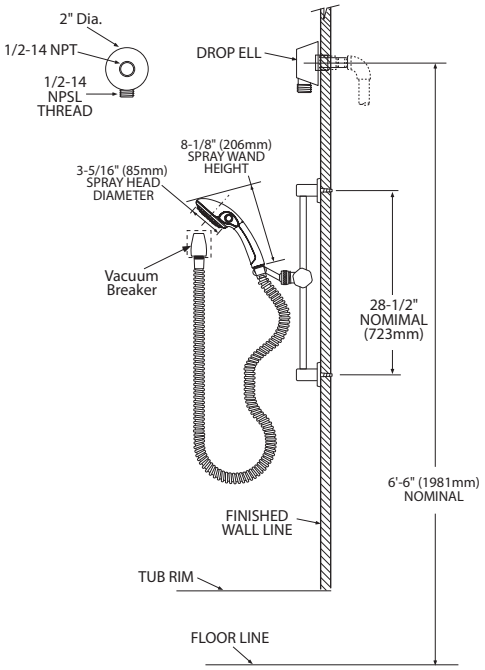

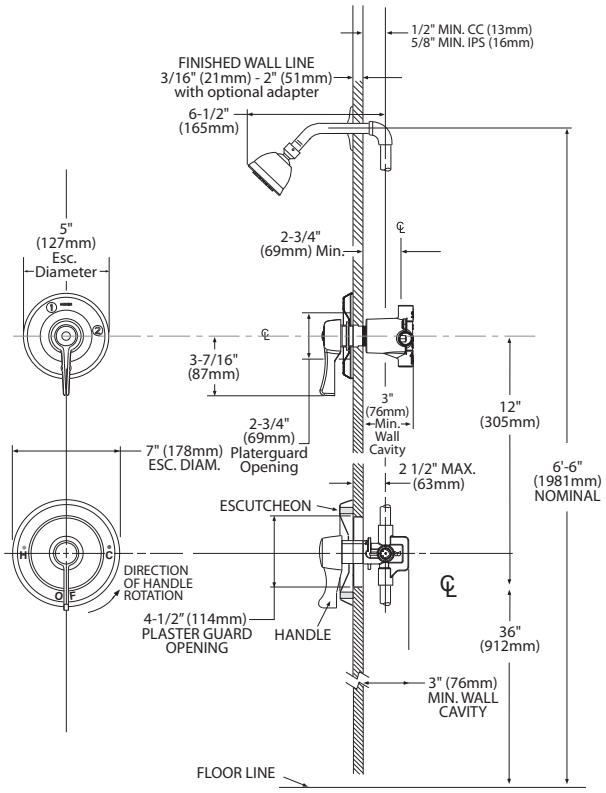

NOTE: This valve is not intended to be used as a shut-off valve. To prevent the potential of cross flow, check valves must be integral to the supply valve or installed in both hot and cold water supply lines.
***Refer to (ADAAG) guidelines or local codes for proper ADA installation.**

CRITICAL DIMENSIONS

(DO NOT SCALE)