



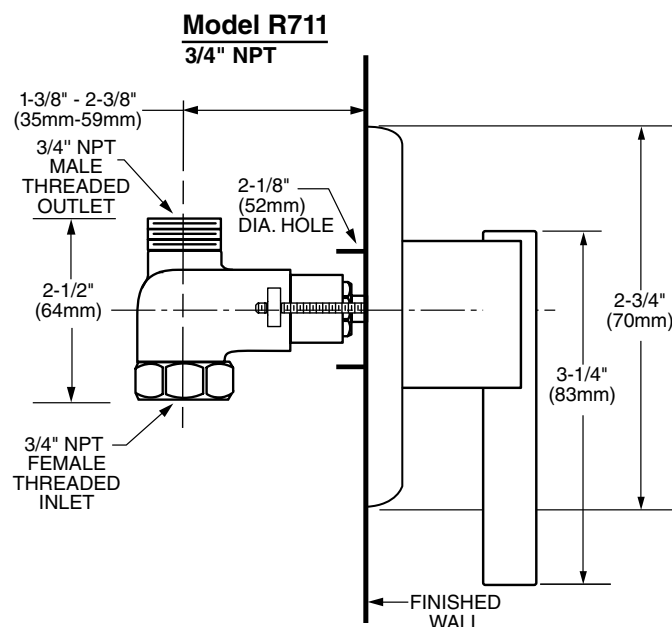
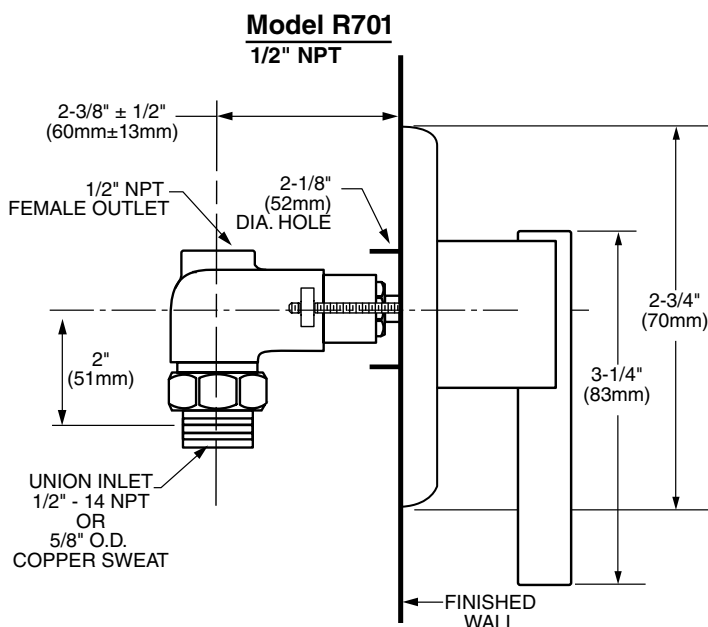
MODEL NUMBER:

TRIM KITS:

- ☐ **T184 700 On/Off & Volume Control Valve trim**
Valve Trim ONLY. LESS Valve.

ROUGH VALVE BODIES:

- ☐ **R701 On/Off & Volume Control Valve Rough**
1/2" inlet/outlet. Less handle.
- ☐ **R711 On/Off & Volume Control Valve Rough**
3/4" inlet/outlet. Less handle.



GENERAL DESCRIPTION:

Cast brass valve body. Amarilis washerless ceramic disc valve cartridge. Choice of 1/2" or 3/4" NPT inlets and outlets. Trim is brass construction.

PRODUCT FEATURES:

Brass Construction: Durable - Excellent in high use applications. Ideal for prolonged contact with water.

Ceramic Disc Valve Cartridge: Assures a lifetime of drip-free performance.

SUGGESTED SPECIFICATION:

In-wall single valve shall feature a cast brass valve body. Model R701 shall feature combination 1/2" NPT threaded and direct sweat inlets. 1/2" NPT female outlet. Model R711 shall feature 3/4" female inlet. 3/4" male outlet. Shall also feature 1/4 turn washerless ceramic disc valve cartridges. Trim shall be constructed of brass. Faucet shall be American Standard Model # T184700.____ (Trim) and R7_1 (Rough Valve Body).

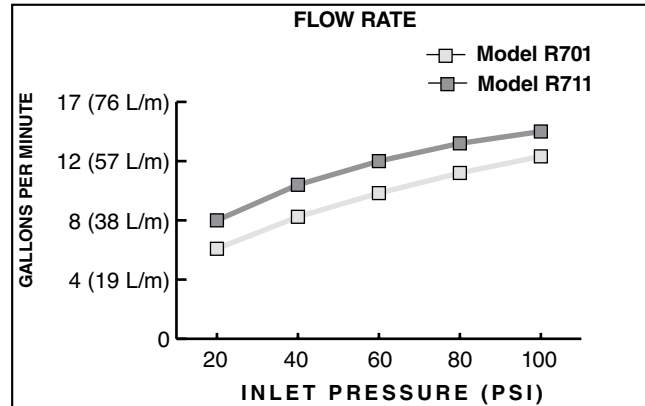



TIMES SQUARE™ ON/OFF & VOLUME CONTROL VALVES

CODES AND STANDARDS

These products meet or exceed the following codes and standards:

ASME A112.18.1
CSA B 125
IAPMO (cUPC)



TRIM KITS**	Product Number	Description	Finish Options	
			Polished Chrome	PVD Satin Nickel
			002	295
	T184 700	On/Off & Volume Control Valve Trim.		

ROUGH VALVE BODIES	Product Number	Description
	R701	In-wall single valve. 1/2" inlet/outlet. Less handle.
	R711	In-wall single valve. 3/4" inlet/outlet. Less handle.

** ROUGHS AND TRIMS MUST BE ORDERED SEPARATELY.

 BARRIER FREE B651-12