

*There is more than one version of this model
Page down to identify the version you have*

DESCRIPTION

- Metal construction with various finishes identified by suffix
- 1/2" IPS connections
- Includes metal pop-up waste assembly

OPERATION

- Lever style handles
- Maximum handle(s) rotation angle is 90° to full on
- Rotate hot side counterclockwise to open (clockwise to close)
- Rotate cold side clockwise to open (counterclockwise to close)


FLOW

- Flow is limited to 1.5 gpm max (5.7L/min) at 60 psi

CARTRIDGE


- 1234 cartridge design
- Nonmetallic and stainless steel material

STANDARDS

- Third party certified to WaterSense,® ASME A112.18.1/CSA B125.1, and all applicable requirements referenced therein
- Certified to ANSI/NSF 61/9 & 372
- Contains no more than 0.25% weighted average lead content
- Complies with California Proposition 65 and with the Federal Safe Drinking Water Act
- **ADA**  for lever handles

WARRANTY

- Limited lifetime warranty against leaks, drips and finish defects to the original consumer purchaser
- 5 year warranty if used in commercial installations

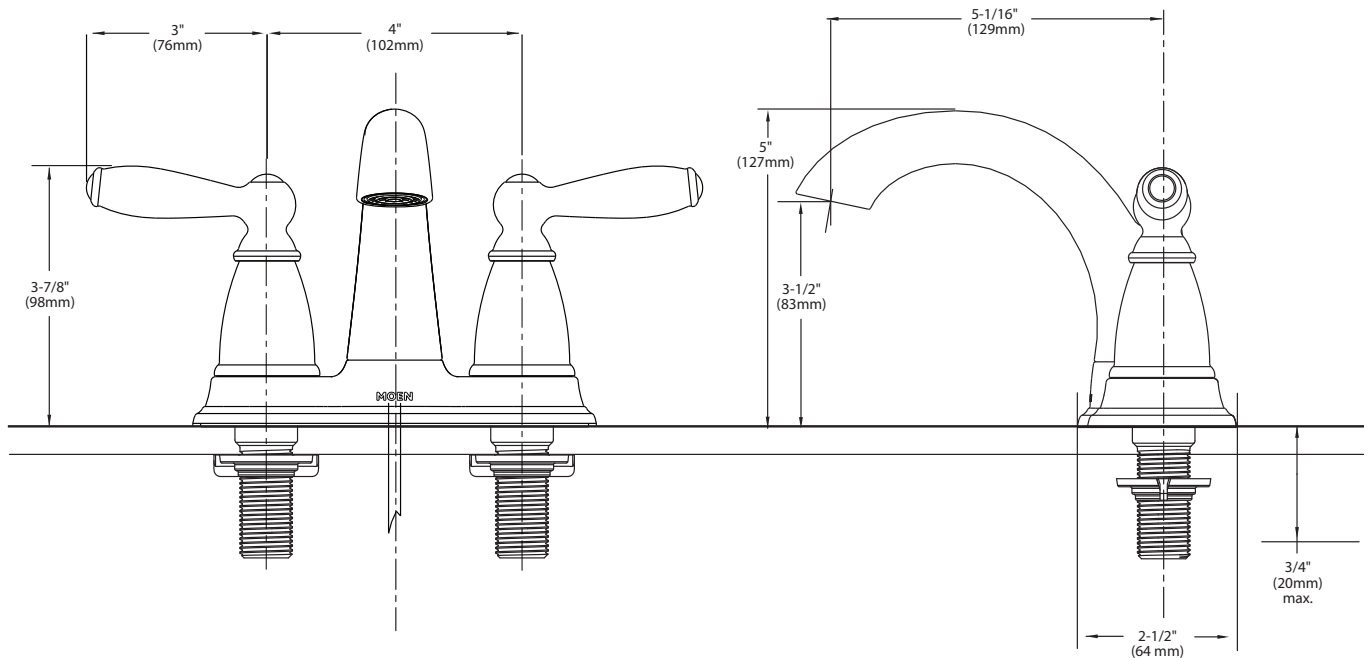


BRANTFORD™
4" Lavatory Faucet
with Metal Waste Assembly

Models: 6610 series

Bulk Model: 66610
(Bulk packed 6 per carton)
50/50 Waste Assembly

NOTE: THIS FAUCET IS DESIGNED TO BE
INSTALLED THRU 3 HOLES, 1" MIN. DIA.



CRITICAL DIMENSIONS

(DO NOT SCALE)



Buy it for looks. Buy it for life.®

Specifications

DESCRIPTION

- Metal construction with various finishes identified by suffix
- 1/2" IPS connections
- Includes metal pop-up waste assembly

OPERATION

- Lever style handles
- Maximum handle(s) rotation angle is 90° to full on
- Rotate hot side counterclockwise to open (clockwise to close)
- Rotate cold side clockwise to open (counterclockwise to close)

FLOW


- Flow is limited to 1.5 gpm max (5.7L/min) at 60 psi, for products made before October 2008 flow is limited to 2.2 gpm max (8.3 L/min)

CARTRIDGE

- 1224 cartridge design
- Nonmetallic and stainless steel material


STANDARDS

- Third party certified to WaterSense,® ASME A112.18.1/CSA B125.1, and all applicable requirements referenced therein
- Certified to ANSI/NSF 61/9 & 372
- Contains no more than 0.25% weighted average lead content
- Complies with California Proposition 65 and with the Federal Safe Drinking Water Act

- **ADA**  for lever handles

WARRANTY

- Limited lifetime warranty against leaks, drips and finish defects to the original consumer purchaser
- 5 year warranty if used in commercial installations

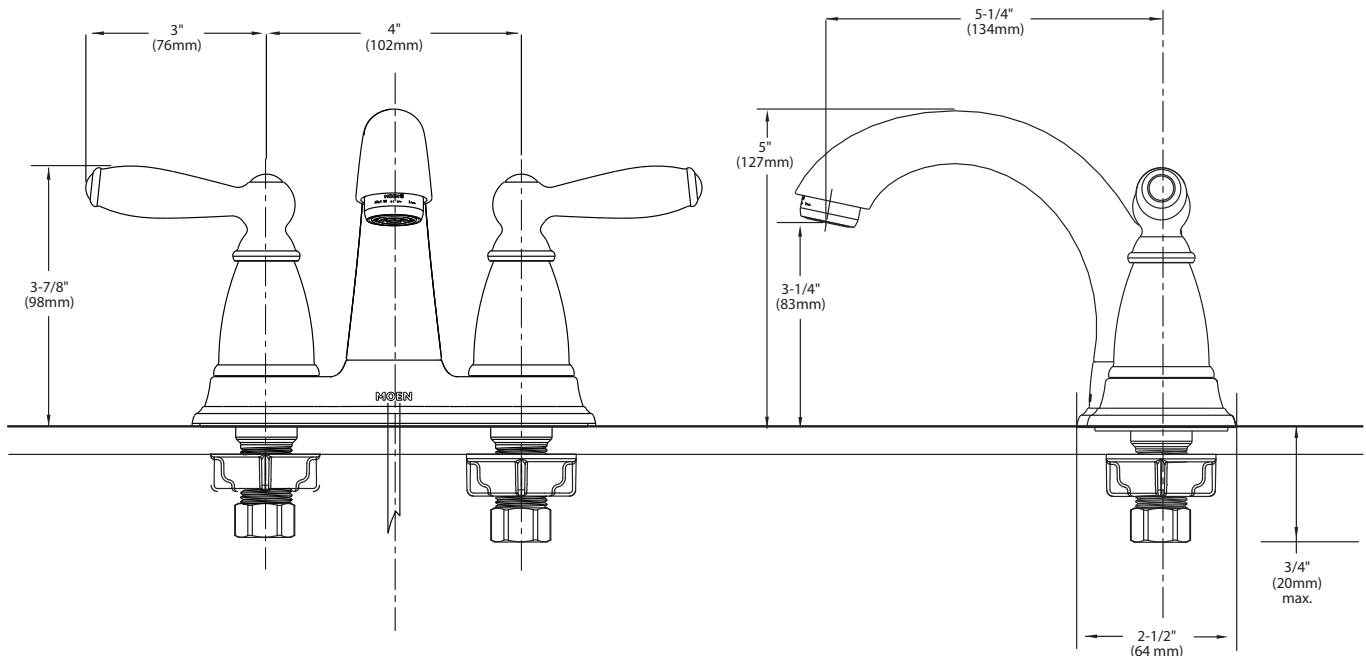


BRANTFORD™ **4" Lavatory Faucet** **with Metal Waste Assembly**

Models: 6610 series

Bulk Model: 66610
(Bulk packed 6 per carton)
50/50 Waste Assembly

NOTE: THIS FAUCET IS DESIGNED TO BE
INSTALLED THRU 3 HOLES, 1" MIN. DIA.



CRITICAL DIMENSIONS

(DO NOT SCALE)