

## Features

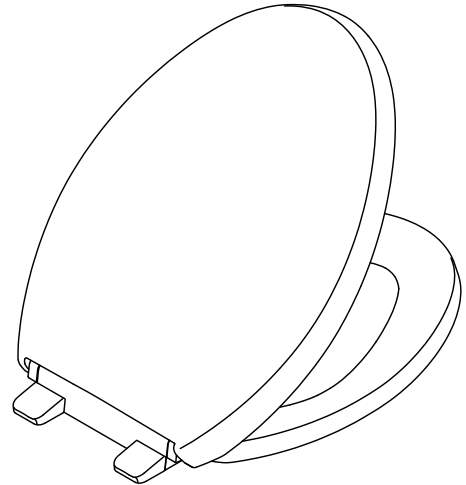
- Overhanging lid design creates a clean and sleek look.
- Quiet-Close™ elongated seat closes quietly.
- Grip-Tight bumpers hold seat firmly in place.
- Quick-Release™ functionality allows seat to be removed easily from toilet for convenient cleaning.
- Quick-Attach® hardware for fast and secure installation.
- Color-matched plastic hinges.
- Elongated closed-front seat.
- Contoured seat for user comfort.
- Elegant lid design for a clean and sleek aesthetic.

## Material

- Plastic construction.

## Installation

- For nonresidential application, K-7671, K-20110, or K-25301 is recommended.



## Codes/Standards









None Applicable

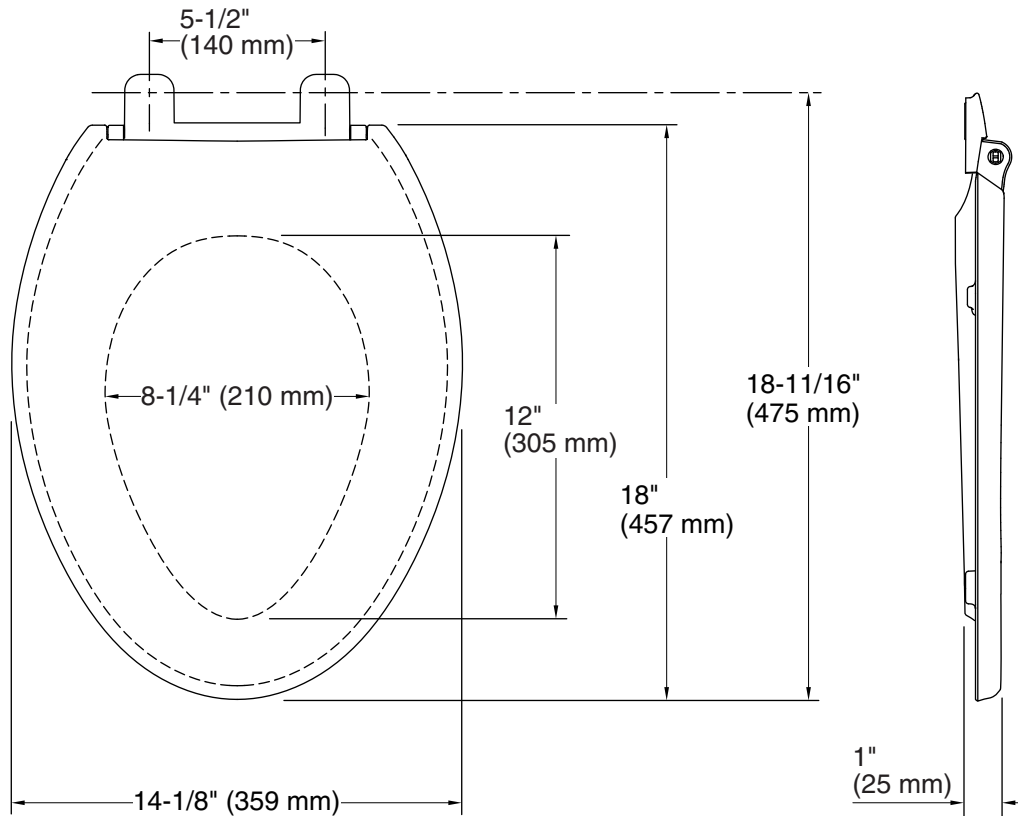
## KOHLER® One-Year Limited Warranty

See website for detailed warranty information.

## Available Colors/Finishes

*Color tiles intended for reference only.*

Color	Code	Description
	0	White
	96	Biscuit
	NY	Dune
	95	Ice™ Grey
	G9	Sandbar
	K4	Cashmere
	58	Thunder™ Grey
	7	Black Black™



## Technical Information

All product dimensions are nominal.

Seat shape type: Elongated  
Seat front type: Closed-front  
Seat-mounting holes: 5-1/2" (140 mm)

## Notes

Install this product according to the installation guide.