

### Features

- Single handle controls both on/off activation and temperature settings.
- 8" (203 mm) spout height.
- 5-13/16" (148 mm) spout reach.
- 1.2 gpm (4.5 lpm) maximum flow rate at 60 psi (4.14 bar).
- KOHLER ceramic disc valves exceed industry longevity standards for a lifetime of durable performance.
- Metal touch-activated drain with 1-1/4" tailpiece.
- Ideal for vessel sink applications.
- Coordinates with other products in the Avid collection.

### Material

- Premium metal construction for durability and reliability.
- KOHLER finishes resist corrosion and tarnishing.

### Installation

- Single hole.
- Preattached flexible supply lines simplify installation.

### Recommended Products/Accessories

K-23726 Drain treatment  
K-23723 Faucet cleaner



ADA

CSA B651

OBC

### Codes/Standards




ASME A112.18.1/CSA B125.1  
NSF/ANSI 61  
NSF/ANSI 372  
All applicable US Federal and State material regulations  
DOE - Energy Policy Act 1992  
EPA WaterSense®  
California Energy Commission (CEC)  
ADA  
ICC/ANSI A117.1  
CSA B651  
OBC

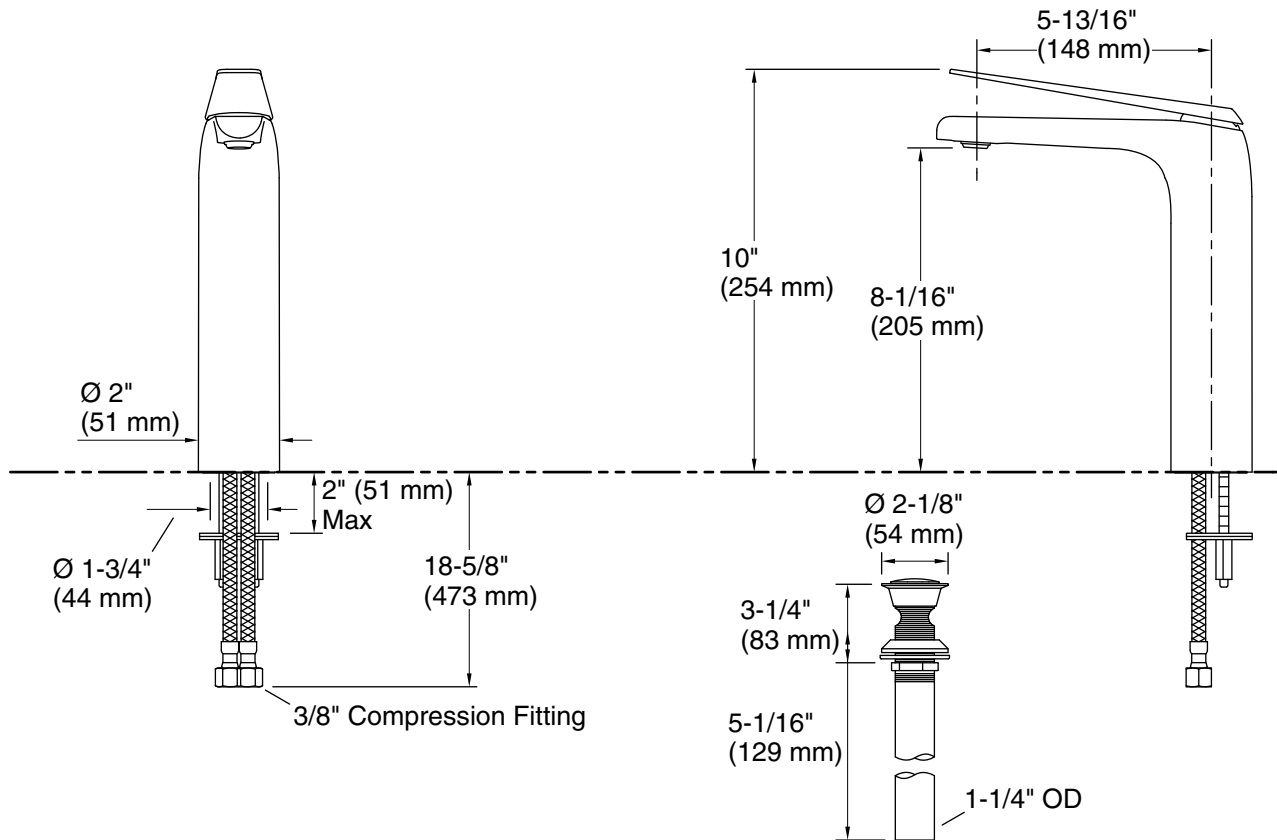
### KOHLER® Faucet Lifetime Limited Warranty

See website for detailed warranty information.

### Available Colors/Finishes

*Color tiles intended for reference only.*

| Color   | Code | Description             |
|---|------|-------------------------|
|  | CP   | Polished Chrome         |
|  | BN   | Vibrant® Brushed Nickel |
|  | BL   | Matte Black             |



### Technical Information

All product dimensions are nominal.

#### Faucet:

Flow rate: 1.2 gal/min (4.5 l/min)  
Pressure: 60 psi (4.1 bar)  
Valve body: Cast brass  
Drain included: Yes  
Drain with overflow: Yes

#### Spout:

Spout reach: 5-13/16" (148 mm)

### Notes

Install this product according to the installation instructions.

ADA compliant for handles only.

ADA, OBC, CSA B651 compliant when installed to the specific requirements of these regulations.