


Eclipse

Indirect illuminated LED oblong mirrors with touch-switch for color temperature control

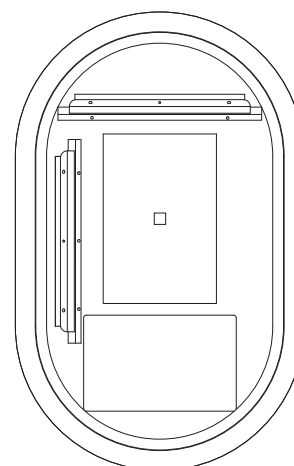
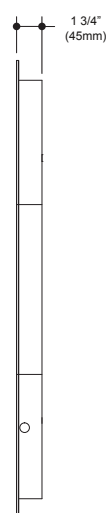
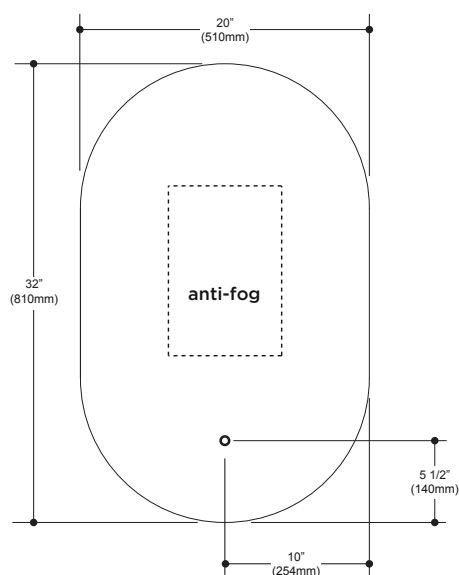





FEATURES

| | |
|--------------------------------------|---|
| Model # | MR1948-570-001 |
| Packaging mm (in) | 920 x 625 x 115 (36.25 x 24.5 x 4.5) |
| Mirror thickness | 4 mm |
| Weight kg (lb) | 7.5 (16.5) |
| Certification | cUL _{us} |
| Anti-fog system | Included |
| Magnifying mirror (3X) | Not available |
| Reversible | Yes |
| Total thickness | 45 mm (1 3/4") |
| Automatically opens with wall switch | Yes |
| Frame | White (back) |

LIGHTING

| | |
|--|---------------------|
| Power (watt) | 34.3 W |
| Input (volt) | 120 V |
| Lumens | 1810 lm |
| Color temperature controlled by maintaining the touch-switch | from 3000k to 6000k |
| Frequency | 60 Hz |
| Color Rendering Index (CRI) | 90+ |



 Touch Switch
  Frosted strip
  Anti-fog