



Betello® ContinuousClean XT

Toilet tank with ContinuousClean, 1.28 gpf
K-20204

Features

- ContinuousClean system automatically dispenses cleaning solution with every flush.
- Works with any white toilet bowl cleaner tablet. Tablets last for more than one year in ContinuousClean system.
- Revolution 360® flushing technology generates a forceful swirling motion to keep the bowl clean longer.
- 1.28 gpf (4.8 lpf).
- Left-hand Polished Chrome trip lever.
- Combines with the K-20148 bowl to create a complete K-20198 Betello™ ContinuousClean toilet.



Technology

- Adjustment dial lets you set how much cleaning solution is dispensed with every flush.
- Optional: uses two AAA batteries (included) to power the LED system indicator light. System indicator light will notify user when system is working properly and when to replace cleaning agent or batteries.
- Single-flush gravity uses the force of gravity and a precision-engineered tank, bowl, and trapway to create a strong siphon during flushing.
- AquaPiston® canister allows water to flow out of the tank from all sides (360°), increasing the power and effectiveness of the flush.
- Flush valve's 3:2 ratio harnesses the natural force of gravity and optimizes flush performance.

Installation

- Supply line sold separately.

Recommended Products/Accessories

- K-20148 Elongated chair height toilet bowl
- K-23726 Drain treatment

Codes/Standards







ASME A112.19.2/CSA B45.1

KOHLER® Toilets and Seats Limited Warranty

See website for detailed warranty information.

Available Colors/Finishes

Color tiles intended for reference only.

Color	Code	Description
	0	White
	96	Biscuit
	NY	Dune
	95	Ice™ Grey
	G9	Sandbar
	7	Black Black™



Betello® ContinuousClean XT

Toilet tank with ContinuousClean, 1.28 gpf
K-20204

No image available.

This product is a component and not intended to be a standalone installation.

Technical Information

All product dimensions are nominal.

Toilet type:	Two-piece, Bowl-mount
Waste Outlet:	Floor
Flush type:	Gravity siphon jet, Revolution 360®
Water Consumption	
Full:	1.28 gpf (4.8 lpf)

Fixture Supply Requirements

Min static pressure:	15 psi (103.4 kPa)
Max static pressure:	80 psi (551.6 kPa)

Notes

Install this product according to the installation instructions.