

**CITÉ™****BF1184****STANDARD: PB2 Pressure Balance Tub Shower System*****SPECIFICATIONS*****Components included**

- 102852-XXX \* : 3-jet handshower
- 101323-XXX \* : Wallbar
- 101620-XXX \* : 60" flexible and soft PVC hose
- BF1151-XXX \* : 1/2" Pressure balance valve with diverter and decorative trim
- 106192-XXX \* : Wall outlet
- 101526-XXX \* : Tub spout

*\* XXX means that the finish color must be specified.*

**Colors (Finishes)**

- Chrome : BF1184-**110**
- Brushed Nickel PVD : BF1184-**120**

**Certifications**

*The specified model meets or exceeds the following standards;*

- ASME A112.18.1 / CSA B125.1



See the following sheets for the technical features of each component.

**Installation Notes**

This product must be installed following the installation instructions provided.

**WARRANTY**

Kalia Inc. guarantees all aspects of its products to be free of defects in material and workmanship for normal residential use. **Refer to the warranty included with the Kalia products for details.**

**Kalia inc.**  
1355, 2nd Street  
Sainte-Marie (Quebec)  
Canada G6E 1G9

t. 1-418-387-9090  
1 877 GO KALIA (1-877-465-2542)  
f. 1-418-387-9089  
www.KaliaStyle.com



# 102852

## STANDARD: 3-Jet Handshower

### SPECIFICATIONS

#### Features

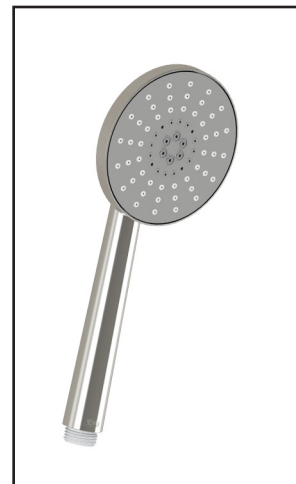
- Diameter of 100mm (4")
- Anti-scale system with soft sprays
- Water G1/2 male inlet
- 3 direct positions and 2 shared positions
- PVD finish (Physical Vapour Deposit): A high technology process that protects the surface finish for increased durability

#### Packaging

- **Dimensions:** 305mm x 117mm x 92mm (12" x 4 5/8" x 3 5/8")
- **Volume:** 0.12 cu ft (0.003 cu m)
- **Total weight:** 0.47 lb (0.214 kg)

#### Maximum flow rate

- 9.5 liters/min. (2.5 gallons/min.) at 80 psi



#### Colors (Finishes)

- Chrome : 102852-110
- Brushed Nickel PVD : 102852-120

#### Certifications

*The specified model meets or exceeds the following standards;*

- ASME A112.18.1 / CSA B125.1



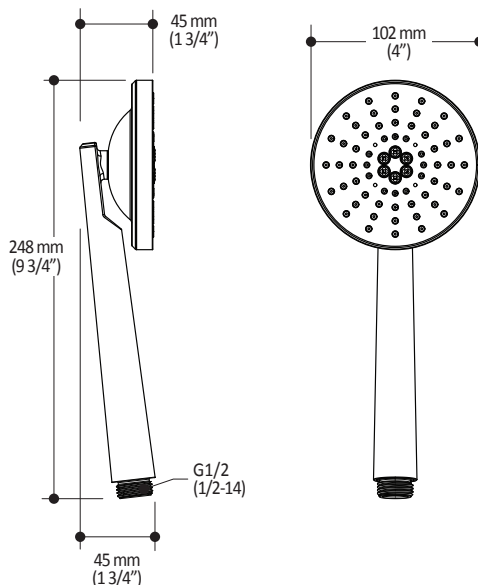
#### Installation Notes

This product must be installed following the installation instructions provided.

#### WARRANTY

Kalia Inc. guarantees all aspects of its products to be free of defects in material and workmanship for normal residential use. **Refer to the warranty included with the Kalia products for details.**

*Product dimensions:*



**Important:** Dimensions are approximated and are subject to changes. Please refer to the installation instructions.

**Kalia inc.**  
1355, 2nd Street  
Sainte-Marie (Quebec)  
Canada G6E 1G9

t. 1-418-387-9090  
1 877 GO KALIA (1-877-465-2542)  
f. 1-418-387-9089  
www.KaliaStyle.com



**BELLINO™ / CITÉ™**

**101323**

**Wallbar for Handshower**

**SPECIFICATIONS**

### Features

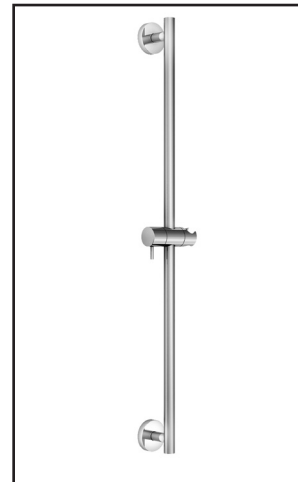
- Total height of 762mm (30")
- Locking system of 1/4 turn
- PVD finish (Physical Vapour Deposit): A high technology process that protects the surface finish for increased durability

### Colors (Finishes)

- Chrome : 101323-110
- Brushed Nickel PVD : 101323-120

### Packaging

- **Dimensions:** 832mm x 152mm x 89mm  
(32 3/4" x 6" x 3 1/2")
- **Volume:** 0.40 cu ft (0.011 cu m)
- **Total weight:** 1.9 lb (0.86 kg)



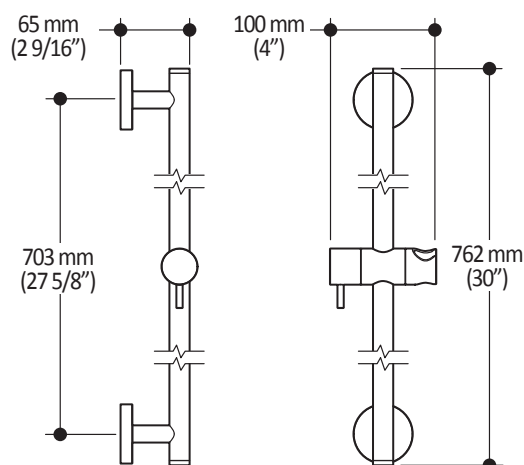
### Installation Notes

This product must be installed following the installation instructions provided.

### WARRANTY

Kalia Inc. guarantees all aspects of its products to be free of defects in material and workmanship for normal residential use. **Refer to the warranty included with the Kalia products for details.**

*Product dimensions:*



**Important:** Dimensions are approximated and are subject to changes. Please refer to the installation instructions.

**Kalia inc.**  
1355, 2nd Street  
Sainte-Marie (Quebec)  
Canada G6E 1G9

t. 1-418-387-9090  
1 877 GO KALIA (1-877-465-2542)  
f. 1-418-387-9089  
www.KaliaStyle.com



**CITÉ™**

**BF1151**

**1/2" Pressure Balance Valve With Diverter and Decorative Trim**

**SPECIFICATIONS**

### Features

- No visible screw
- Water 1/2" male inlet NPT threaded or welded
- Shut-off valves included
- Solid brass construction
- Total adjustment of 19mm (3/4")
- Included support for better stability during installation
- Can be installed back-to-back
- Push-button diverter with automatic or mechanical reset
- PVD finish (Physical Vapour Deposit): A high technology process that protects the surface finish for increased durability

### Certifications

*The specified model meets or exceeds the following standards;*

- ASME A112.18.1 / CSA B125.1



### Packaging

- **Dimensions:** 362mm x 184mm x 191mm (14 1/4" x 7 1/4" x 7 1/2")
- **Volume:** 0.45 cu ft (0.013 cu m)
- **Total weight:** 4.94 lb (2.24 kg)

### Maximum flow rate

- 20 liters/min. (5.28 gallons/min.) at 60 psi



### Colors (Finishes)

- Chrome : BF1151-110
- Brushed Nickel PVD : BF1151-120

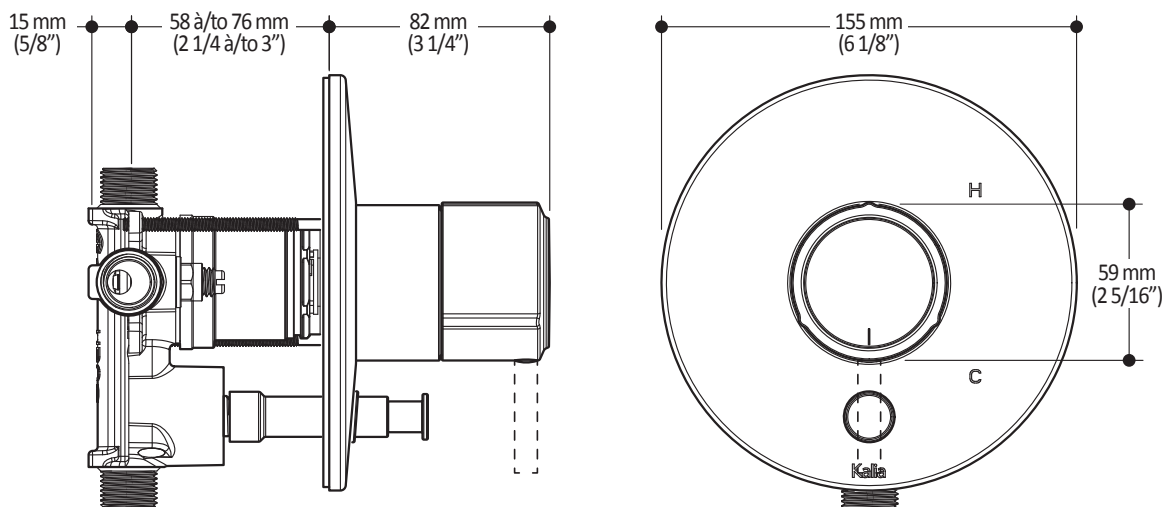
### Installation Notes

This product must be installed following the installation instructions provided.

### WARRANTY

Kalia Inc. guarantees all aspects of its products to be free of defects in material and workmanship for normal residential use. **Refer to the warranty included with the Kalia products for details.**

*Product dimensions:*



**Important:** Dimensions are approximated and are subject to changes. Please refer to the installation instructions.

**Kalia inc.**  
1355, 2nd Street  
Sainte-Marie (Quebec)  
Canada G6E 1G9

t. 1-418-387-9090  
1 877 GO KALIA (1-877-465-2542)  
f. 1-418-387-9089  
www.KaliaStyle.com



**BELLINO™ / CITÉ™**

**101526**  
**Tub Spout**

**SPECIFICATIONS**

**Features**

- Solid brass construction
- Hidden water jet
- High water flow
- Water 1/2" female inlet NPT
- PVD finish (Physical Vapour Deposit): A high technology process that protects the surface finish for increased durability

**Colors (Finishes)**

- Chrome : 101526-110
- Brushed Nickel PVD : 101526-120

**Packaging**

- **Dimensions:** 305mm x 117mm x 92mm (12" x 4 5/8" x 3 5/8")
- **Volume:** 0.12 cu ft (0.003 cu m)
- **Total weight:** 1.10 lb (0.50 kg)



**Certifications**

*The specified model meets or exceeds the following standards;*

- ASME A112.18.1 / CSA B125.1



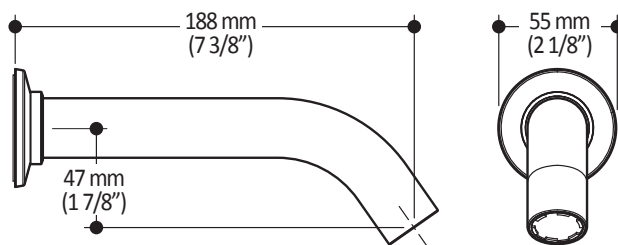
**Installation Notes**

This product must be installed following the installation instructions provided.

**WARRANTY**

Kalia Inc. guarantees all aspects of its products to be free of defects in material and workmanship for normal residential use. **Refer to the warranty included with the Kalia products for details.**

*Product dimensions:*



**Important:** Dimensions are approximated and are subject to changes. Please refer to the installation instructions.

**Kalia inc.**  
1355, 2nd Street  
Sainte-Marie (Quebec)  
Canada G6E 1G9

t. 1-418-387-9090  
1 877 GO KALIA (1-877-465-2542)  
f. 1-418-387-9089  
www.KaliaStyle.com



ONCE UPON A TIME...WATER®

## 106192 Wall Outlet

### ***SPECIFICATIONS***

#### **Features**

- Female water inlet 1/2NPT
- Male water outlet G1/2
- Connector adjustable in depth
- PVD finish (Physical Vapour Deposit): A high technology process that protects the surface finish for increased durability

#### **Colors (Finishes)**

- Chrome: 106192-110
- Pure nickel PVD: 106192-125
- Matte black: 102847-160



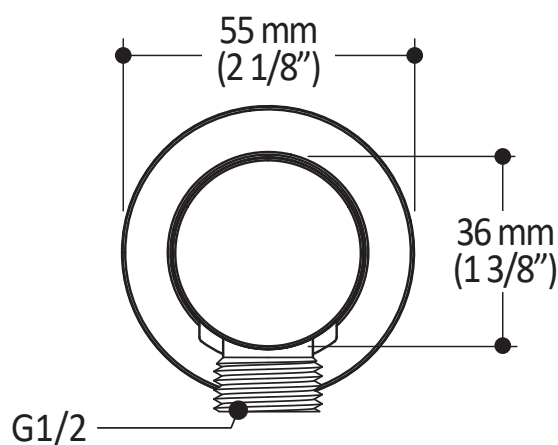
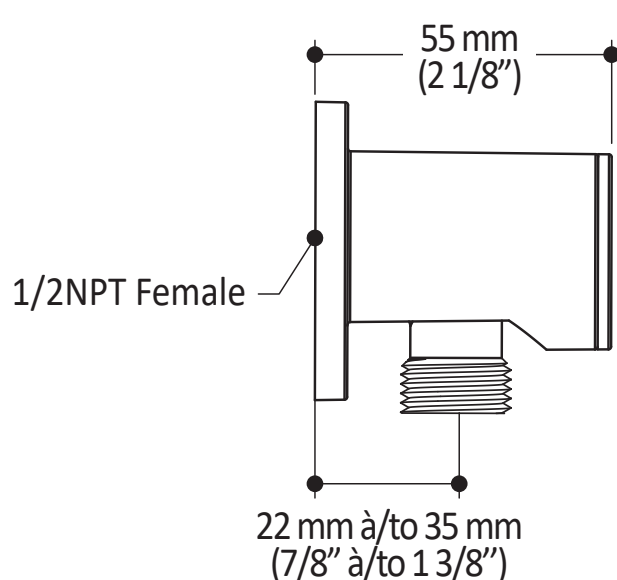
#### **Installation Notes**

This product must be installed following the installation instructions provided.

#### **WARRANTY**

Kalia Inc. guarantees all aspects of its products to be free of defects in material and workmanship for normal residential use. **Refer to the warranty included with the Kalia products for details.**

*Product dimensions:*



**Important:** Dimensions are approximated and are subject to changes. Please refer to the installation instructions.



ONCE UPON A TIME...WATER®

1355, 2<sup>nd</sup> Street, Industrial Park  
Sainte-Marie (Québec)  
Canada G6E 1G9

T 418-387-9090  
1-877-GO-KALIA (1-87- 465-2542)  
F 418 387-9089

**KaliaStyle.com**

