

Eclipse



Indirect illuminated LED oblong mirrors with touch-switch for color temperature control

20" x 32"

(508 mm x 813 mm)

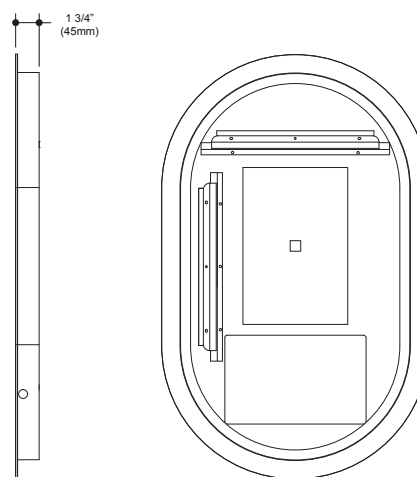
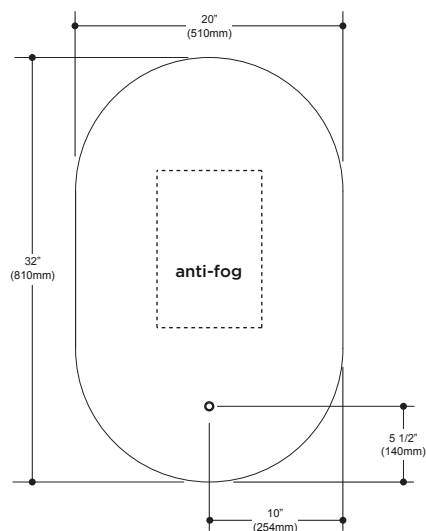


FEATURES

Model #	MR1948-570-001
Packaging mm (in)	920 x 625 x 115 (36.25 x 24.5 x 4.5)
Mirror thickness	4 mm
Weight kg (lb)	7.5 (16.5)
Certification	
Anti-fog system	Included
Magnifying mirror (3X)	Not available
Réversible 	Yes
Total thickness	45 mm (1 3/4")
Automatically opens with wall switch	Yes
Frame	Frameless (white finish back structure)

LIGHTING

Power (watt)	32 W
Input (volt)	120 V
Lumens	1810 lm
Color temperature controlled by maintaining the touch-switch	from 2700k to 6000k
Frequency	60 Hz
Color Rendering Index (CRI)	90+



Touch
Switch



Frosted
strip



Anti-fog