



**Elate™**  
Double toilet paper holder  
**K-27289**

**Features**

- Coordinates with other products in the Elate collection

**Material**

- KOHLER finishes resist corrosion and tarnishing
- Premium metal construction for durability and reliability

**Installation**

- Installation template and tools included



**Codes/Standards**





None Applicable

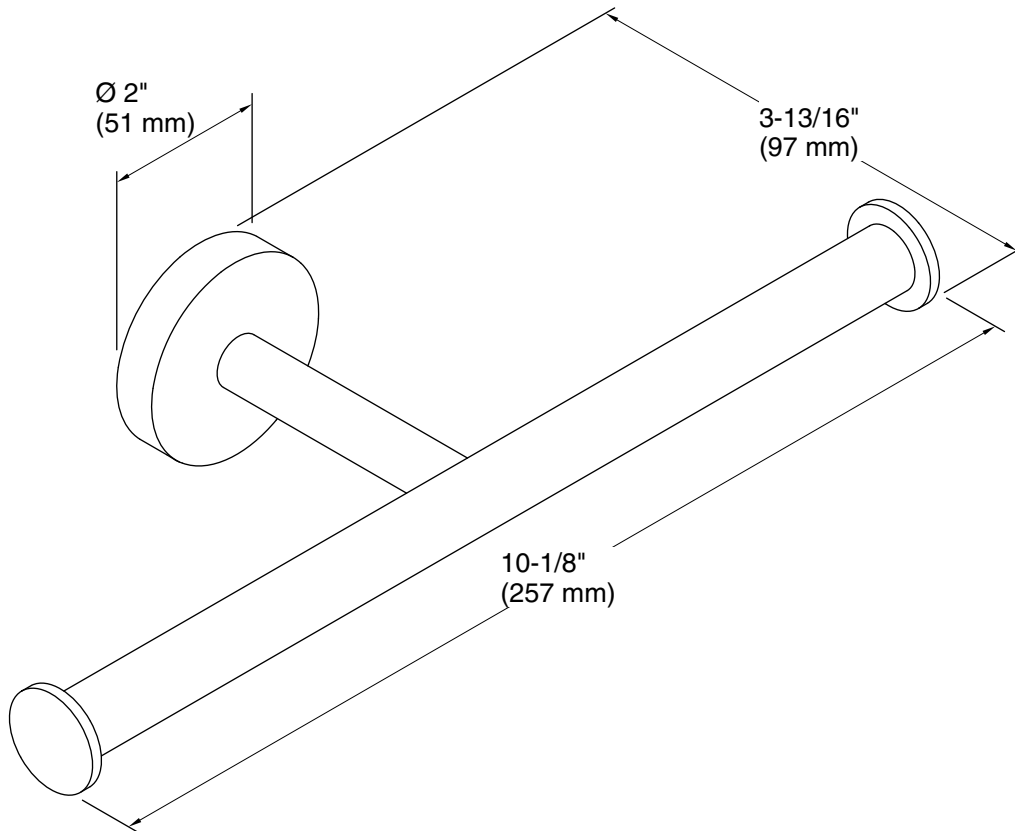
**KOHLER® Faucet Lifetime Limited  
Warranty**

See website for detailed warranty information.

**Available Colors/Finishes**

*Color tiles intended for reference only.*

| Color   | Code | Description                    |
|---|------|--------------------------------|
|  | CP   | Polished Chrome                |
|  | BN   | Vibrant™ Brushed Nickel        |
|  | BL   | Matte Black                    |
|  | 2MB  | Vibrant™ Brushed Moderne Brass |



## Technical Information

All product dimensions are nominal.

Material: Zinc

## Notes

Install this product according to the installation instructions.

**CAUTION:** Risk of personal injury. Do not install these products in any area where they are likely to be used inadvertently as a grab bar or support bar. These products are not designed or intended for use as a grab bar or support bar.