



Buy it for looks. Buy it for life.®

DESCRIPTION

- Metal construction with various finishes identified by suffix
- Includes multi-function showerhead, multi-function handheld shower, cradle and flexible hose
- Includes adhesive disk and washers for wall mounting on the suction mechanism

OPERATION

- Adjustable diverter from showerhead to handheld shower
- Adjustable cradle on slide bar for preferred height
- Locking handle on suction mechanism to secure to shower wall surface
- Rotate cold side handle clockwise to open and counterclockwise to close

FLOW

- 2.0 gpm max (7.6 L/min) @ 80 psi for showerhead and handheld shower

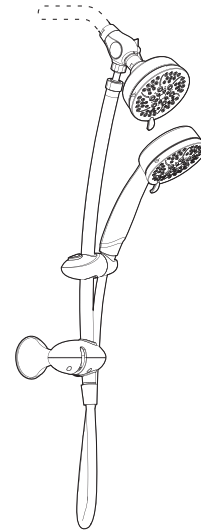
STANDARDS

- Third party certified to ASME A112.18.1/CSA B125.1, and all applicable requirements referenced therein

WARRANTY

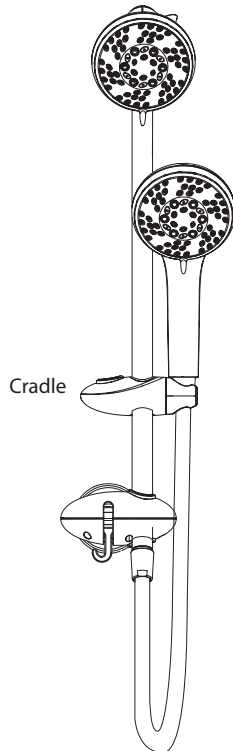
- Lifetime limited warranty against leaks, drips and finish defects to the original consumer purchaser
- 5 year warranty if used in commercial installations

Specifications

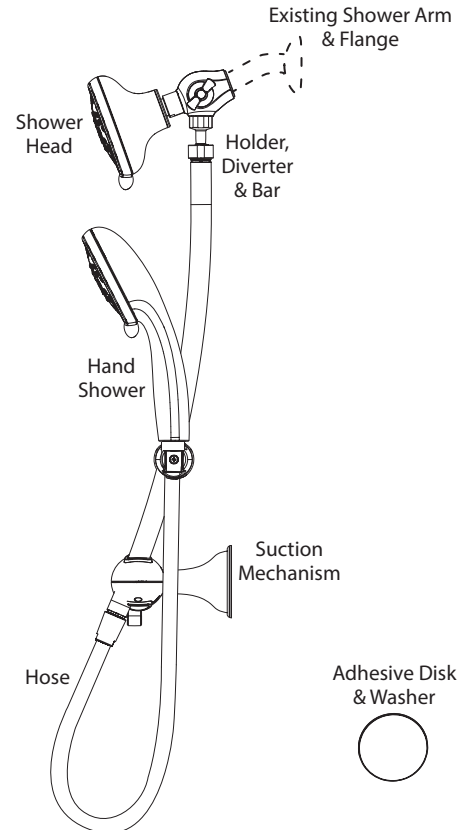


Slide Bar with Multi-Function Showerhead & Multi-Fuction Handheld Shower

Models: 25000SRN
25013
25013SRN
25113



Cradle



Shower Head

Hand Shower

Existing Shower Arm & Flange

Holder, Diverter & Bar

Suction Mechanism

Hose

Adhesive Disk & Washer



CRITICAL DIMENSIONS

(DO NOT SCALE)