

Submitted Model No.: _____

Specific Features: _____



see what Delta can do™

PERSONAL HAND HELD SHOWERS

■ 29" Wall Bar, 24" Wall bar, 24" Glide Rail
Wall Mount, or Shower Arm Mount

STANDARD SPECIFICATIONS:

- Maximum 1.75 gpm @ 80 psi, 6.6 L/min @ 550 kPa
- Hand held shower with seven spray patterns – pause is a non-positive shut-off
- Wall bar w/adjustable slide (allows for adjustable shower height). Not to be used as a grab bar.
- ADA handshower when installed per accessibility guidelines of the act
- 60" - 82" (1524 mm - 2083 mm) stretchable metal hose

WARRANTY

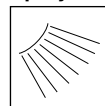
- Lifetime limited warranty on parts (other than electronic parts and batteries) and finishes: or, for commercial users, for 5 years from date of purchase.
- 5 year limited warranty on electronic parts (other than batteries); or, for commercial users, for 1 year from the date of purchase. No warranty is provided on batteries.



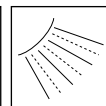
COMPLIES WITH:

- ASME A112.18.1 / CSA B125.1
 - EPA WaterSense®
- Indicates compliance to ICC / ANSI A117.1

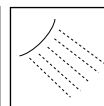
Spray Patterns



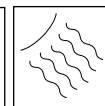
Full Body
Spray



Full Spray
w/Massage



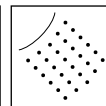
Fast
Massage



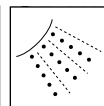
Shampoo
Rinsing Spray



Pause



Soft Drench
Spray



Soft Drench
w/Full Spray

51701 	51708▲ 	51751
59711-▲PK 	59716▲ 	59346-▲PK
59426-▲PK 		

▲ Designate proper finish suffix

Delta reserves the right (1) to make changes in specifications and materials, and (2) to change or discontinue models, both without notice or obligation. Dimensions are for reference only. See current full-line price book or www.deltafaucet.com for finish options and product availability.

DSP-B-51701 Rev. I

Delta Faucet Company

55 E. 111th Street, Indianapolis, IN 46280
350 South Edgeware Road, St. Thomas, ON N5P 4L1
© 2017 Delta Faucet Company