



# Whitehaven®

## Undermount single-bowl farmhouse kitchen sink

### K-5827

#### Features

- Fits minimum 33" (838 mm) apron sink base cabinet.
- Single bowl.
- 9" (229 mm) depth provides generous workspace.
- Self-Trimming® apron overlaps cabinet face for easy installation and beautiful results.
- Basin slopes toward drain to minimize water pooling.
- Offset drain increases workspace in the sink and storage space underneath.
- Includes cutout templates.

#### Material

- KOHLER® enameled cast iron.

#### Installation

- Undermount.

#### Recommended Products/Accessories

K-8801 Sink drain and strainer with tailpiece  
K-8799 Sink drain and strainer basket  
K-23726 Drain treatment  
K-23725 Cast iron cleaner

#### Optional Products/Accessories

K-6449 Steel rack for Whitehaven® K-5826/5827 sinks  
K-11352 Disposal Flange with Stopper  
K-9000 P-Trap

#### Included Components

Additional Components:  
Cabinet face cutout template  
Countertop cutout template



#### Codes/Standards















ASME A112.19.1/CSA B45.2

#### KOHLER® Enameled Cast Iron Kitchen Sink Lifetime Limited Warranty

See website for detailed warranty information.

#### Available Colors/Finishes

*Color tiles intended for reference only.*

Color	Code	Description
	0	White
	FF	Sea Salt™
	96	Biscuit
	NY	Dune
	95	Ice™ Grey
	G9	Sandbar
	K4	Cashmere
	FT	Basalt
	58	Thunder™ Grey
	FP	Caviar
	7	Black Black™
	GRL	Grey Lavender
	DGB	Indigo Blue
	PLM	Black Plum

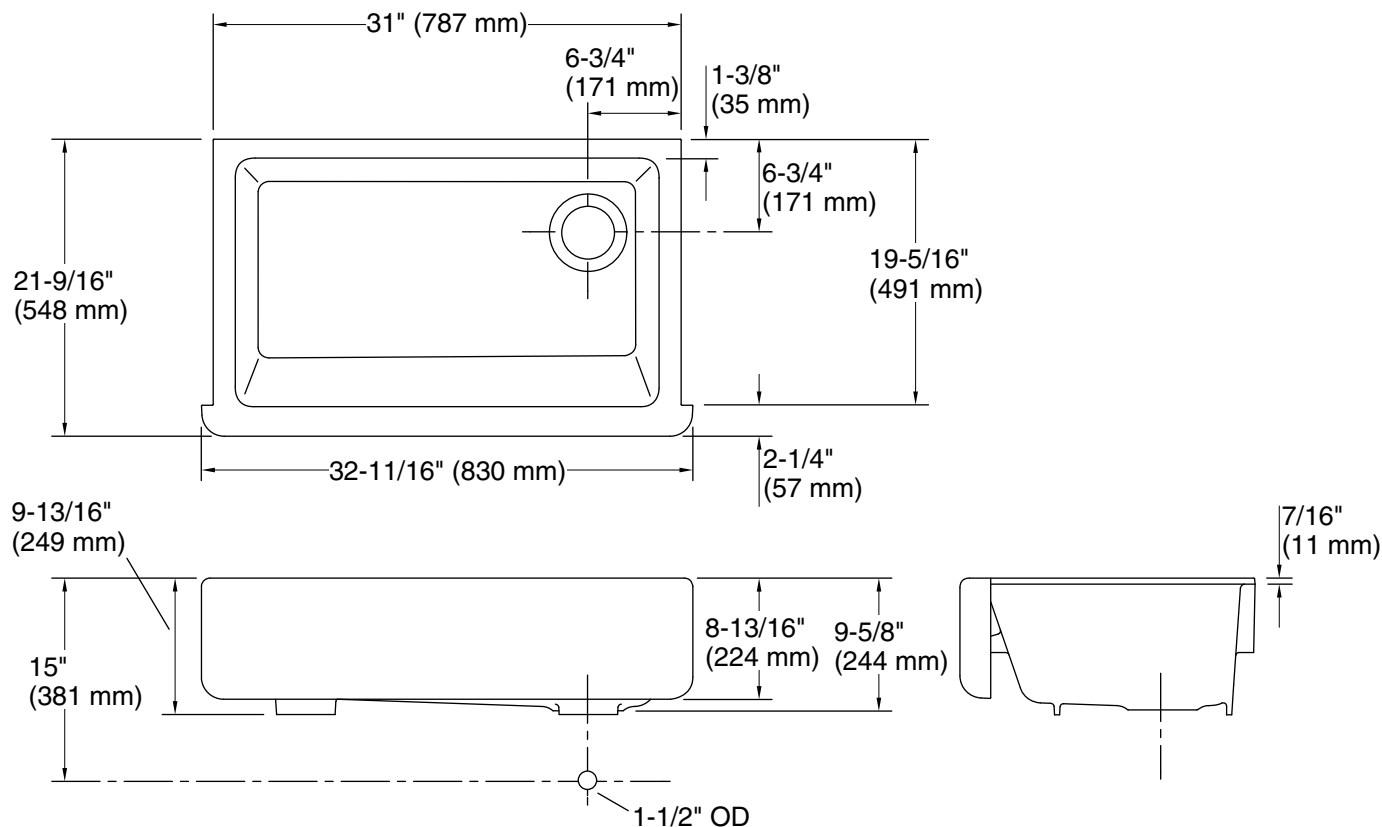
1-800-4KOHLER (1-800-456-4537)

Kohler Co. reserves the right to make revisions without notice to product specifications.

For the most current Specification Sheet, go to [www.kohler.com](http://www.kohler.com).

5-29-2021 20:09 - US/CA

THE BOLD LOOK  
OF **KOHLER®**



### Technical Information

All product dimensions are nominal.

Bowl configuration:	Single
Installation:	Under-mount
Min. base cabinet width:	33" (838 mm)
Bowl area:	Length: 27-3/4" (705 mm) Width: 18-1/16" (459 mm) Bowl depth: 8-13/16" (224 mm) Water depth: 9" (229 mm)
Drain hole:	3-5/8" (92 mm)
Template:	1214395-7, required, included 1217812, required, included

### Notes

Install this product according to the installation instructions.

**NOTICE:** Countertop manufacturer or cutter must use the current product template available at [www.kohler.com](http://www.kohler.com), or by calling 1-800-4KOHLER. Kohler Co. is not responsible for cutout errors when the incorrect cutout template is used.

**IMPORTANT!** The distance from the top edge of the cabinet to the top of the cabinet door must be at least 9" (229 mm) to install this sink.