

# KOHLER® Faucets

Rite-Temp® bath and shower trim kit with push-button diverter, 2.5 gpm  
**K-T14664-4**

## Features

- MasterClean™ sprayface features an easy-to-clean surface that withstands mineral buildup
- Complements Loure faucets and accessories
- Push-button diverter
- Requires a Rite-Temp® valve

## Material

- Brass

## Required Products/Accessories

K-11748 Series Rite-Temp® Valves

## Recommended Products/Accessories

K-23723 Faucet cleaner



## Codes/Standards




ASME A112.18.1/CSA B125.1

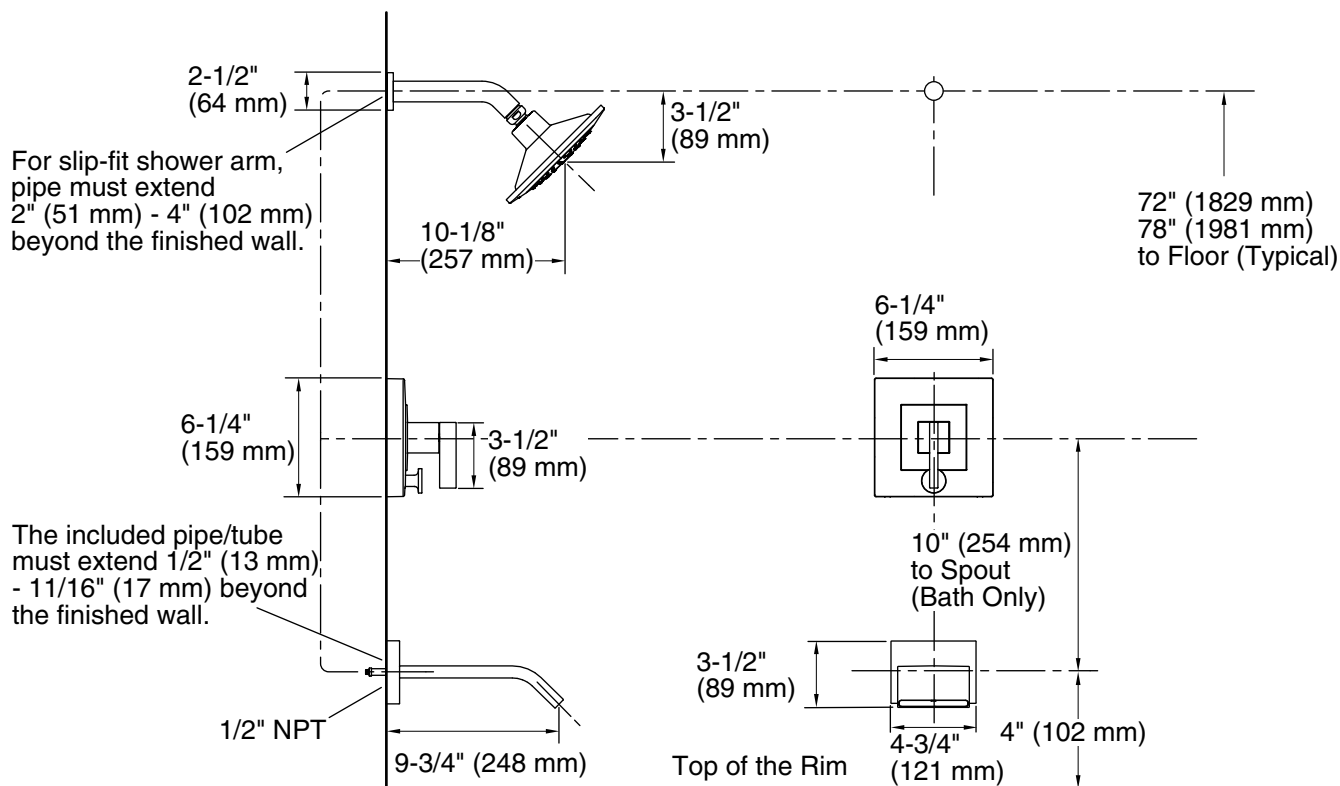
## KOHLER® Faucet Lifetime Limited Warranty

See website for detailed warranty information.

## Available Colors/Finishes

*Color tiles intended for reference only.*

Color	Code	Description
	CP	Polished Chrome
	SN	Vibrant® Polished Nickel
	BN	Vibrant® Brushed Nickel



## Technical Information

All product dimensions are nominal.

### Showerhead/Body Spray:

Rated maximum flow: 2.5 gal/min (9.5 l/min)

## Notes

Install this product according to the installation guide.

Avoid cross-flow conditions. Do not install a shut-off device on either valve outlet.

Cap the shower outlet if the deck-mounted spout, diverter, or handshower is connected to the spout outlet.

Install straight pipe or tube drop of 7" (178 mm) to 18" (457 mm) with single elbow between the valve and the wall-mount spout. Elbow must be a 90 degree drop ell that is secured to rigid framing.