

Features

- Quarter-turn washerless ceramic disc valves.
- Pop-up drain with lift rod and tailpiece.
- Stately Faceted lever handles.
- 5" (127 mm) spout reach.
- Stationary spout.
- 1.2 gpm (4.5 lpm) maximum flow rate at 60 psi (4.14 bar).

Material

- Brass.
- Brass valve bodies.
- KOHLER finishes resist corrosion and tarnishing.

Installation

- For 8" - 16" (203 - 406 mm) centers.

Recommended Products/Accessories

K-23726 Drain treatment

K-23723 Faucet cleaner

Optional Products/Accessories

1160593 .35 gpm Aerator, Small



ADA

OBC

Codes/Standards

ASME A112.18.1/CSA B125.1

NSF/ANSI 61

NSF/ANSI 372

All applicable US Federal and State material regulations

DOE - Energy Policy Act 1992

EPA WaterSense®

California Energy Commission (CEC)

ADA

ICC/ANSI A117.1







OBC

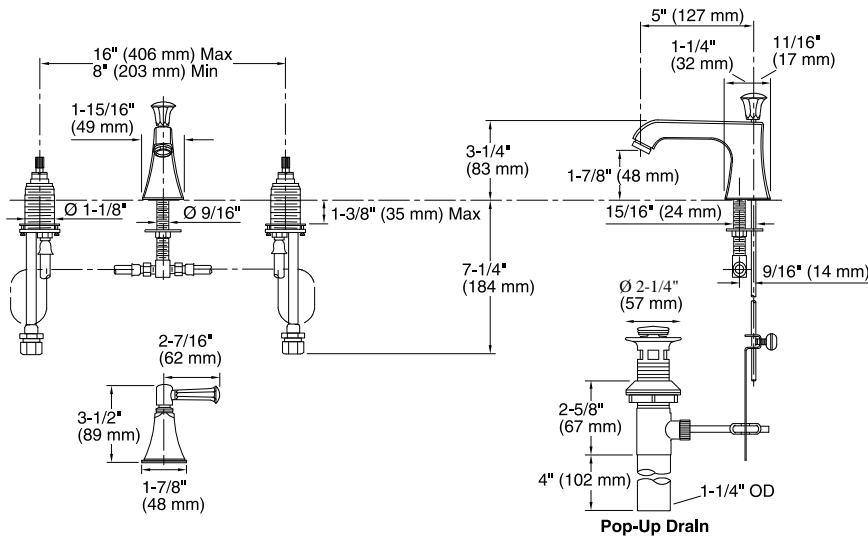
KOHLER® Faucet Lifetime Limited Warranty

See website for detailed warranty information.

Available Colors/Finishes

Color tiles intended for reference only.

| Color | Code | Description |
|---|------|-------------------------|
|  | CP | Polished Chrome |
|  | AF | Vibrant® French Gold |
|  | PB | Vibrant® Polished Brass |
|  | G | Brushed Chrome |
|  | BN | Vibrant® Brushed Nickel |
|  | BV | Vibrant® Brushed Bronze |



Technical Information

All product dimensions are nominal.

Faucet:

Flow rate: 1.2 gal/min (4.5 l/min)

Pressure: 60 psi (4.1 bar)

Drain included: Yes

Spout:

Spout reach: 5" (127 mm)

Notes

Install this product according to the installation guide.

ADA compliant for handles only.

ADA, OBC compliant when installed to the specific requirements of these regulations.