



Highline™ Classic

Two-piece elongated toilet, 1.0 gpf
K-3519

Features

- Elongated bowl offers added room and comfort
- Equipped with Sloan FLUSHMATE™ – Sloan™ Valve Company
- Polished Chrome trip lever
- 1.0 gpf (3.8 lpf)
- 2-1/4" (57 mm) fully glazed trapway
- 11-1/2" (292 mm) x 9-1/2" (241 mm) water area
- Comfort Height™ feature offers chair-height seating that makes sitting down and standing up easier for most adults

Material

- Vitreous china

Installation

- Seat and supply line sold separately
- Standard 12" (305 mm) rough-in

Recommended Products/Accessories

- K-5588 Purefresh™ Deodorizing elongated toilet seat
- K-4108 C³™-230 Elongated bidet toilet seat with remote control
- K-5420 Low-Profile Bolt Caps

Included Components

- K-4304 Elongated toilet bowl
- K-4484 Toilet tank, 1.0 gpf



ADA	CSA B651	OBC
-----	----------	-----

Codes/Standards




ASME A112.19.2/CSA B45.1
DOE - Energy Policy Act 1992
EPA WaterSense™
ADA
ICC/ANSI A117.1
CSA B651
OBC

KOHLER® One-Year Limited Warranty

See website for detailed warranty information.

Available Colors/Finishes

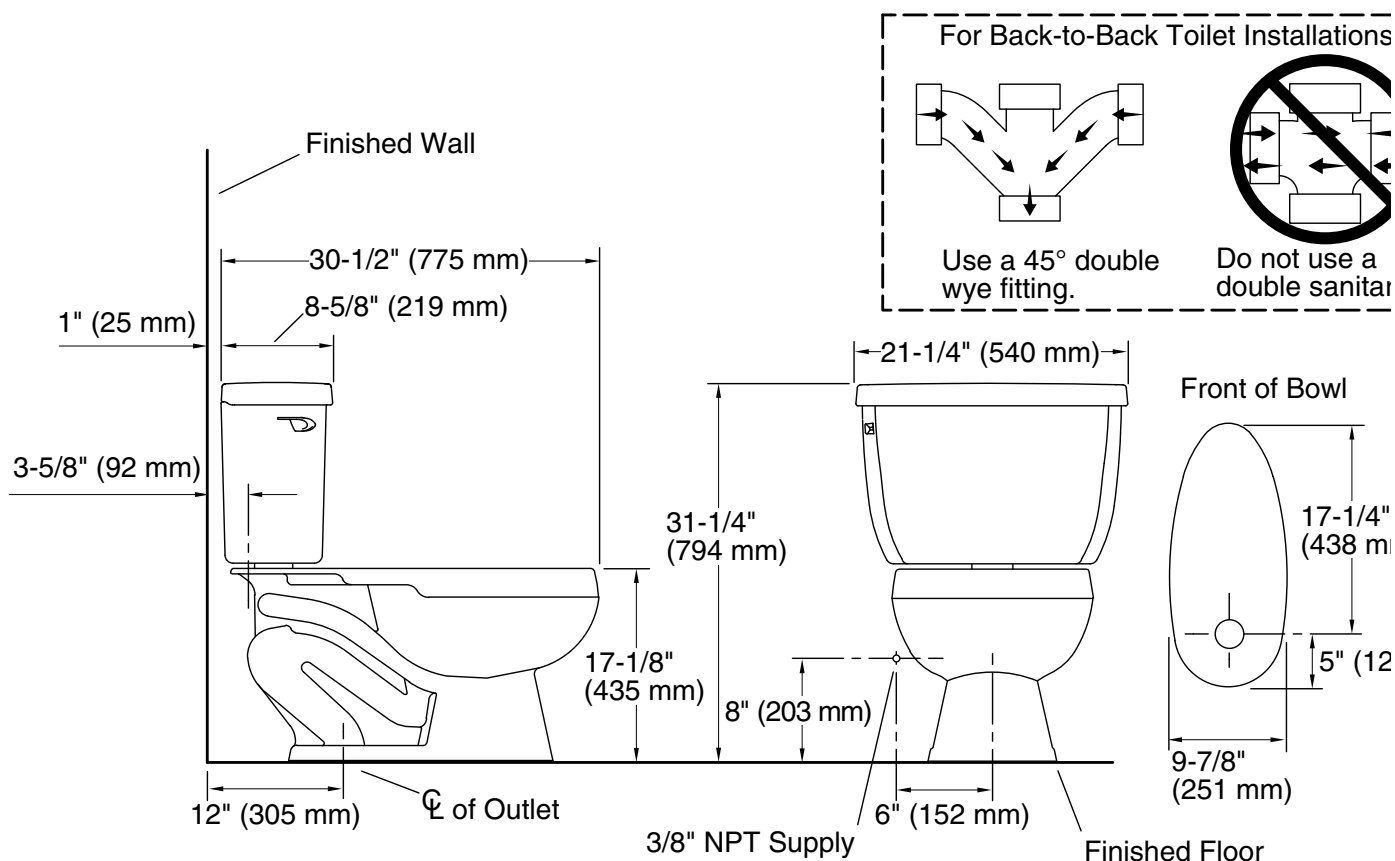
Color tiles intended for reference only.

Color	Code	Description
	0	White
	96	Biscuit
	7	Black Black™



Highline™ Classic

Two-piece elongated toilet, 1.0 gpf
K-3519



Technical Information

All product dimensions are nominal.

Toilet type:	Floor-mount
Waste Outlet:	Floor
Bowl shape:	Elongated
Flush type:	Pressure Lite
Trap passageway:	2-3/16" (55 mm)
Water surface size:	11-1/2" x 9-1/2" (292 mm x 241 mm)
Rim to water surface:	5-3/4" (146 mm)
Rough-in:	12" (305 mm)
Seat-mounting holes:	5-1/2" (140 mm)

Fixture Supply Requirements

Min static pressure:	35 psi (241.3 kPa)
Max static pressure:	80 psi (551.6 kPa)

Notes

Install this product according to the installation instructions.

For back-to-back toilet installations: Use only a 45° double wye fitting.

ADA, OBC, CSA B651 compliant when installed to the specific requirements of these regulations.

Plumbing codes may require elongated toilets and elongated, open-front seats in public bathrooms.

Accessibility standards may require controls to be located on the open side of the toilet.