



ONCE UPON A TIME...WATER®

GRAFIK™

BF1307

AQUATONIK™ type T/P 1/2" valve and decorative trim

SPECIFICATIONS

Features

- Solid brass construction
- No visible screw
- Integrated service stops with check valve
- Male water inlet 1/2NPT threaded or welded
- Can be installed back-to-back
- Total adjustment of 19 mm (3/4")

Colors (Finishes)

- Chrome : BF1307-110

Certifications

The specified model meets or exceeds the following standards;

- ASME A112.18.1 / CSA B125.1
- ICC A117.1



Packaging

- **Dimensions:** 370 mm x 190 mm x 205 mm (14 5/8 x 7 1/2 x 8 1/8)
- **Volume:** 0.014 cu m (0.51 cu ft)
- **Total weight:** 2.48 kg (5.47 lb)

Maximum flow rate

- 30 liters/min. (7.9 gallons/min.) at 60 psi



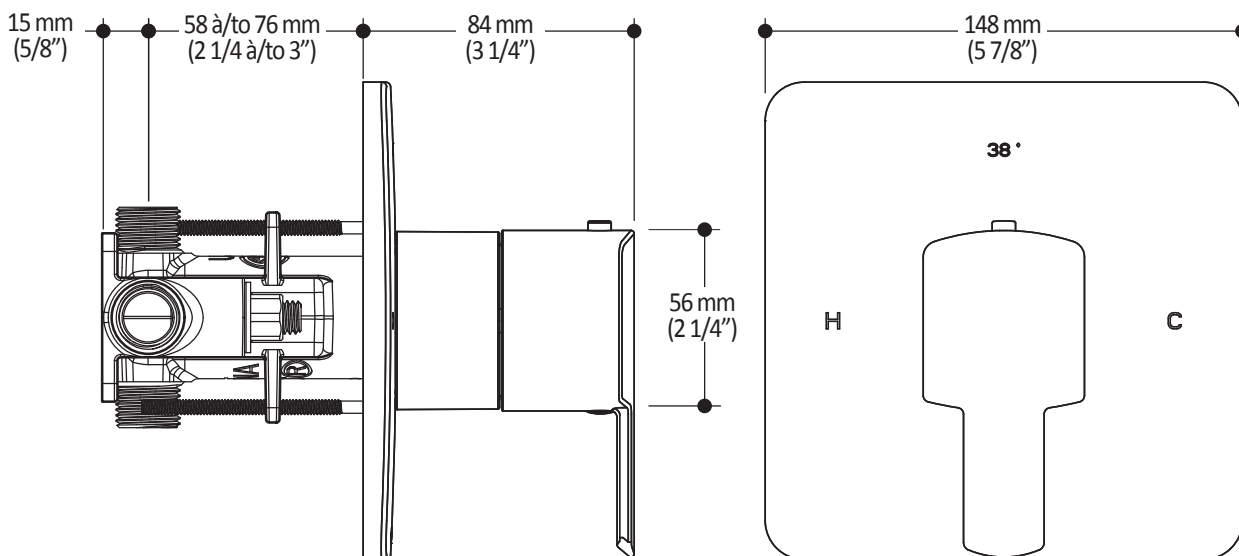
Installation Notes

This product must be installed following the installation instructions provided.

WARRANTY

Kalia Inc. guarantees all aspects of its products to be free of defects in material and workmanship for normal residential use. **Refer to the warranty included with the Kalia products for details.**

Product dimensions:



Important: Dimensions are approximated and are subject to changes. Please refer to the installation instructions.



ONCE UPON A TIME...WATER®

1355, 2^e Rue, Parc industriel
Sainte-Marie (Québec)
Canada G6E 1G9

T 418-387-9090
1-877-GO-KALIA (1-877-465-2542)
F 418-87-9089

KaliaStyle.com





ONCE UPON A TIME...WATER®

GRAFIK™

BF1539

3-way 1/2" diverter and decorative trim

SPECIFICATIONS

Features

- Solid brass construction
- No visible screw
- Male water inlet 1/2NPT threaded or welded
- Total adjustment of 19 mm (3/4")
- Support for better stability during installation included
- Operates 1 or 2 components at a time

Colors (Finishes)

- Chrome : BF1539-110

Certifications

The specified model meets or exceeds the following standards;




CSA B125.1
ASME A112.18.1
ICC A117.1

Packaging

- **Dimensions :**
315 mm x 125 mm x 115 mm
(12 3/8" x 4 7/8" x 4 1/2")
- **Volume:** 0.004 cu m (0.16 cu ft)
- **Total weight:** 1.22 kg (2.69 lb)

Maximum flow rate

- 1 outlet: 22.5 liters/min.
(6 gallons/min.) at 60 psi
- 2 outlets: 23.5 liters/min.
(6.7 gallons/min.) at 60 psi



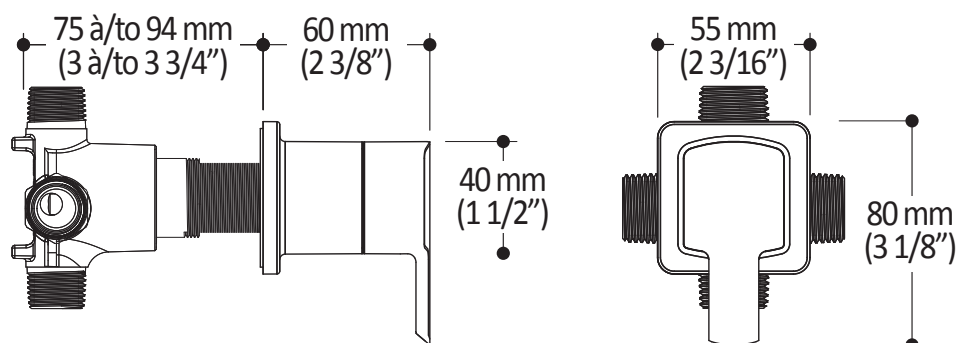
Installation Notes

This product must be installed following the installation instructions provided.

WARRANTY

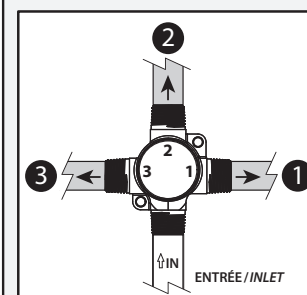
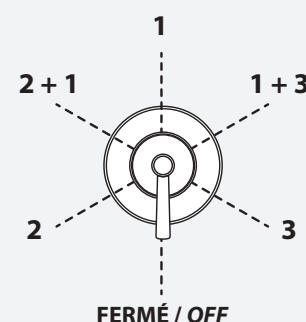
Kalia Inc. guarantees all aspects of its products to be free of defects in material and workmanship for normal residential use. **Refer to the warranty included with the Kalia products for details.**

Product dimensions:



Important: Dimensions are approximated and are subject to changes. Please refer to the installation instructions.

Configuration 3 voies 3-way configuration



ONCE UPON A TIME...WATER®

1355, 2nd Street, Industrial Park
Sainte-Marie (Québec)
Canada G6E 1G9

T 418-387-9090
1-877-GO-KALIA (1-877-465-2542)
F 418 387-9089

KaliaStyle.com





ONCE UPON A TIME...WATER®

GRAFIK™

BF1397

PREMIA: Rainhead with 90° wall arm

SPECIFICATIONS

Features

- Male water inlet 1/2 NPT
- Rainhead dimension: 200 mm x 319.5 mm (7 7/8" x 12 1/2")
- Soft tips for easy cleaning of limescale
- Adjustable orientation swivel
- 2 direct positions and 1 shared position
- Solid brass arm and plastic rainhead construction

Colors (Finishes)

- Chrome: BF1397-110
- Chrome and black: BF1397-150

Maximum flow rate

- 9.5 L/min (2.5 gpm) at 80 psi



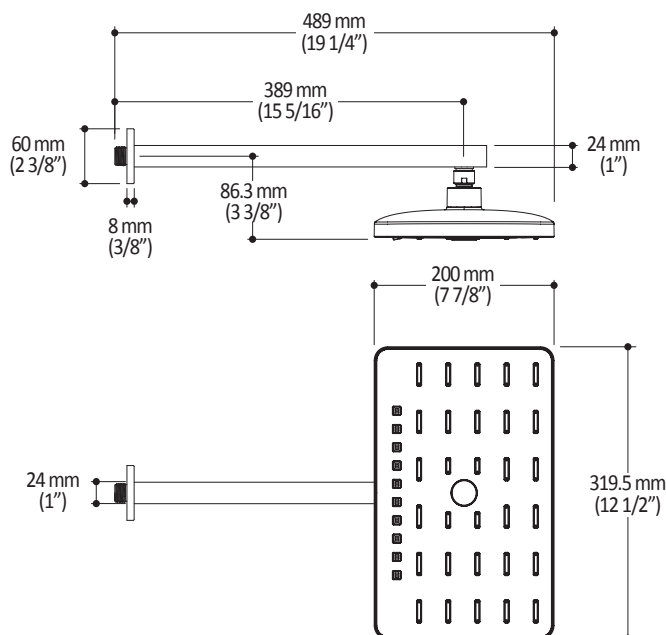
Installation Notes

This product must be installed following the installation instructions provided.

WARRANTY

Kalia Inc. guarantees all aspects of its products to be free of defects in material and workmanship for normal residential use. **Refer to the warranty included with the Kalia products for details.**

Product dimensions:



Important: Dimensions are approximated and are subject to changes. Please refer to the installation instructions.



ONCE UPON A TIME...WATER®

1355, 2nd Street, Industrial Park
Sainte-Marie (Québec)
Canada G6E 1G9

T 418-387-9090
1-877-GO-KALIA (1-877- 465-2542)
F 418 387-9089

KaliaStyle.com





ONCE UPON A TIME...WATER®

BF1407

PREMIA: 2-jet handshower, wallbar and 60" flexible and soft PVC hose assembly

SPECIFICATIONS

Features

2-jet handshower (103579-XXX)

- Dimension: 86 mm (3 3/8")
- Anti-scale system with soft sprays
- Male water inlet G $\frac{1}{2}$
- 2 direct positions and 1 shared position
- Max. flow 9.5 L/min (2.5 gpm) to 80 psi
- Plastic construction

Wallbar (102858-XXX)

- Total height of 775 mm (30 1/2")
- Locking system
- Easy-to-use gliding system
- Plastic construction

60" flexible and soft PVC hose (101620-XXX)

- 1/2 female connection

Colors (Finishes)

- Chrome: BF1407-110
- Chrome and black: BF1407-150

Certifications

The specified model meets or exceeds the following standards;



CSA B125.1
ASME A112.18.1
ICC A117.1

Packaging

- **Dimensions** : 820 mm x 245 mm x 205mm (32 1/4" x 9 5/8" x 8 1/8")
- **Volume** : 0.04 cu m (1.45 cu ft)
- **Total weight**: 2.54 kg (5.6 lb)



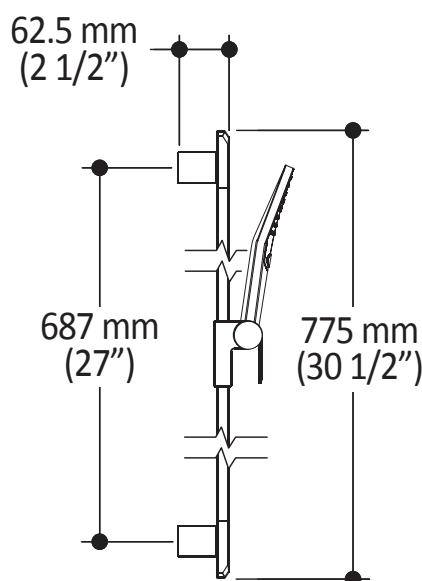
Installation Notes

This product must be installed following the installation instructions provided.

WARRANTY

Kalia inc. guarantees all aspects of its products to be free of defects in material and workmanship for normal residential use. **Refer to the warranty included with the Kalia products for details.**

Product dimensions:



Important : Dimensions are approximated and are subject to changes. Please refer to the installation instructions.



ONCE UPON A TIME...WATER®

1355, 2nd Street
Sainte-Marie (Quebec)
Canada G6E 1G9

T 418-387-9090
1-877-GO-KALIA (1-877-465-2542)
F 418-387-9089

KaliaStyle.com





ONCE UPON A TIME...WATER®

102856

Square Wall Outlet

SPÉCIFICATIONS

Features

- Male or female water inlet 1/2NPT
- Male water outlet G1/2
- Solid brass construction

Colors (Finishes)


- Chrome: 102856-110
- Matte black: 102856-160

Certifications

The specified model meets or exceeds the following standards;



CSA B125.1
ASME A112.18.1



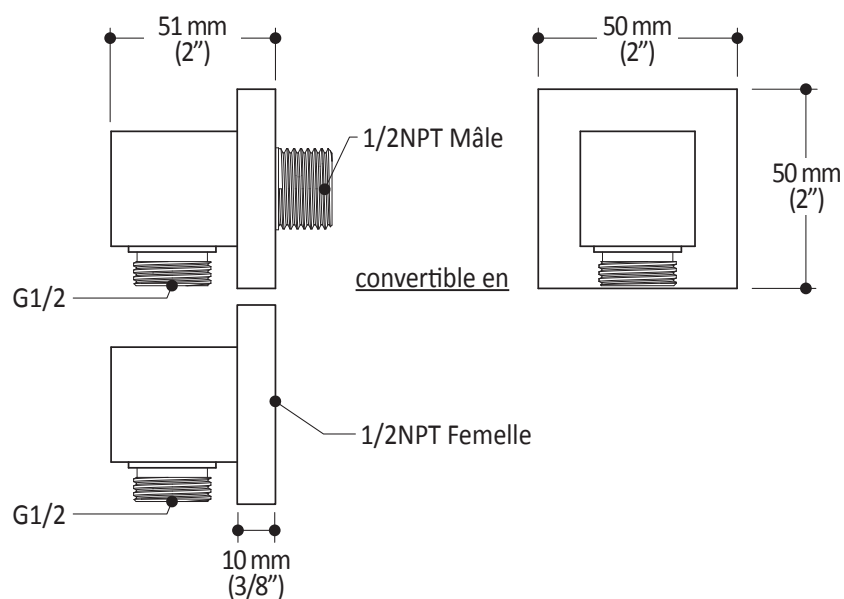
Installation Notes

This product must be installed following the installation instructions provided.

WARRANTY

Kalia Inc. guarantees all aspects of its products to be free of defects in material and workmanship for normal residential use. **Refer to the warranty included with the Kalia products for details.**

Product dimensions:



Important: Dimensions are approximated and are subject to changes. Please refer to the installation instructions.



ONCE UPON A TIME...WATER®

1355, 2nd Street, Industrial Park
Sainte-Marie (Québec)
Canada G6E 1G9

T 418-387-9090
1-877-GO-KALIA (1-877-465-2542)
F 418 387-9089

KaliaStyle.com





ONCE UPON A TIME...WATER®

102871 Tub Spout

SPÉCIFICATIONS

Features

- Male water inlet 1/2NPT
- Solid brass construction
- Regular water jet
- High water flow

Colors (Finishes)

- Chrome : 102871-110

Certifications

The specified model meets or exceeds the following standards;



CSA B125.1
ASME A112.18.1

Packaging

- **Dimensions:**
340 mm x 300 mm x 60 mm
(13 3/8" x 11 3/4" x 2 3/8")
- **Volume:** 0.006 cu m (0.22 cu ft)
- **Total weight:** 0.7 kg (1.54 lb)



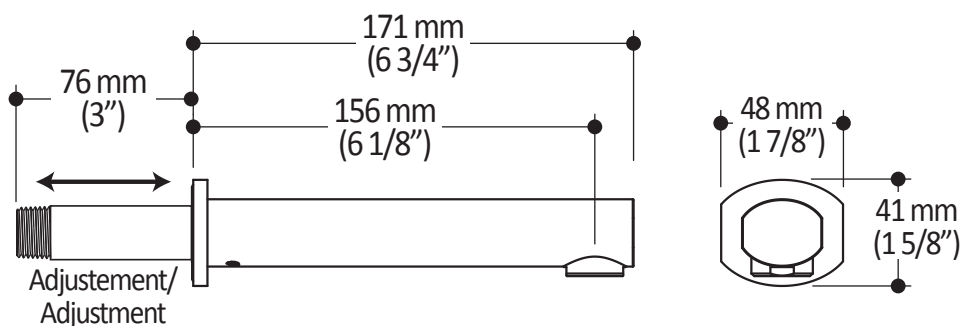
Installation Notes

This product must be installed following the installation instructions provided.

WARRANTY

Kalia Inc. guarantees all aspects of its products to be free of defects in material and workmanship for normal residential use. **Refer to the warranty included with the Kalia products for details.**

Product dimensions:



Important: Dimensions are approximated and are subject to changes. Please refer to the installation instructions.



ONCE UPON A TIME...WATER®

1355, 2nd Street, Industrial Park
Sainte-Marie (Québec)
Canada G6E 1G9

T 418-387-9090
1-877-GO-KALIA (1-87- 465-2542)
F 418 387-9089

KaliaStyle.com

