



see what Delta can do<sup>SM</sup>

## TUB AND SHOWER FAUCET TRIM

- Vero<sup>®</sup> Bath Collection
- Valve Only Trim (T17053)
- Shower Only Trim (T17253 & T17253-WE)
- Tub/Shower Trim (T17453 & T17453-WE)

### FEATURES:

- Monitor<sup>®</sup> 17 Series pressure balanced bath mixing valve trim
- "-H2O" models include H<sub>2</sub>Okinetic<sup>®</sup> Technology shower head

### STANDARD SPECIFICATIONS:

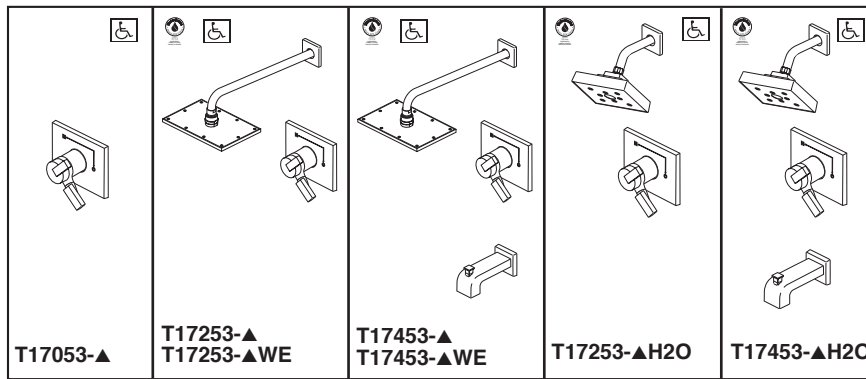
- Maintains a balanced pressure of hot and cold water even when a valve is turned on or off elsewhere in the system
- For use with MultiChoice<sup>®</sup> Universal rough valve body (R10000 Series)
- Back-to-back installation capability
- Solid brass forged body
- Lever volume control handle; temperature adjustment dial
- Field adjustable to limit handle rotation into hot water zone
- Maximum dial rotation adjustable between 90° and 180°
- All parts replaceable from the front of the valve
- Maximum 2.5 gpm @ 80 psi for standard models and 1.75 gpm @ 80 psi for models with -H2O & -WE suffix
- Tub port maximum flow rate 6.2 gpm @ 60 psi with R10000-UNBX
- Shower arm overall horizontal length = 16" (406 mm), including threaded ends. For -H2O suffix models, shower arm overall horizontal length = 7" (178 mm) including threaded ends.
- 1/2" CWT sweat and 1/2" IPS threaded spout adapter
- Stem extension kit RP77992 can be ordered to allow for an additional 1 3/4" wall thickness. RP77992 ships with chrome escutcheon screws. For special finishes also order RP12630 escutcheon screws in desired finish.

### WARRANTY

- Parts and Finish - Lifetime limited warranty; or for commercial purchasers, 10 years for multi-family residential (apartments and condominiums) and 5 years for all other commercial uses, in each case from the date of purchase.
- Electronic Parts and Batteries (if applicable) - 5 years from the date of purchase; or for commercial purchasers, 1 year from the date of purchase. No warranty is provided on batteries.

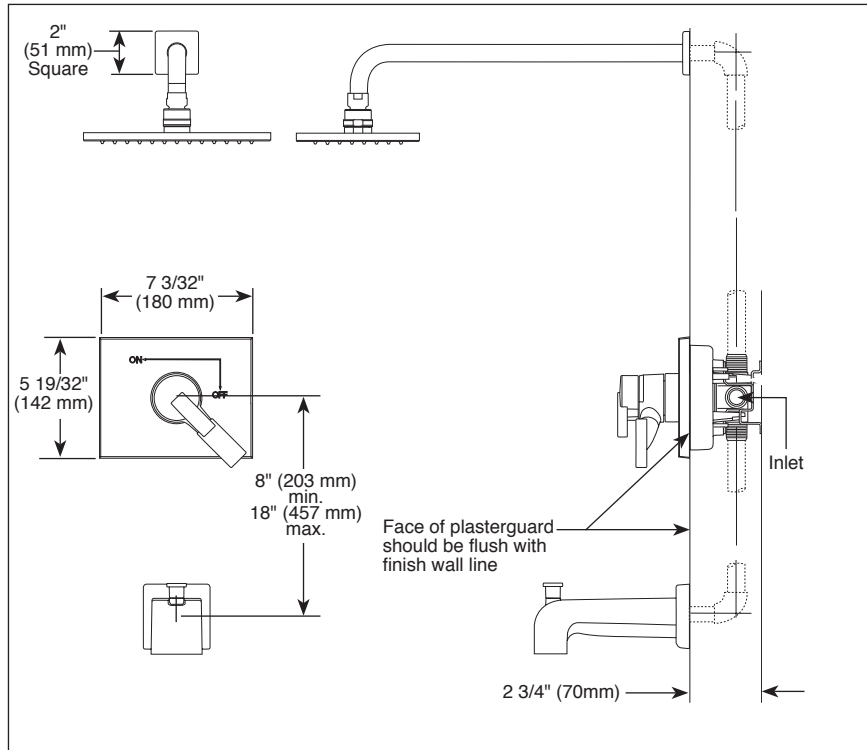
### COMPLIES WITH:

- ASME A112.18.1 / CSA B125.1
- Indicates compliance to ICC/ANSI A117.1 - Valve control only.
- EPA WaterSense<sup>®</sup> (**WE & H2O models only**)

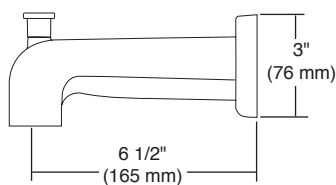


Submitted Model No.: \_\_\_\_\_

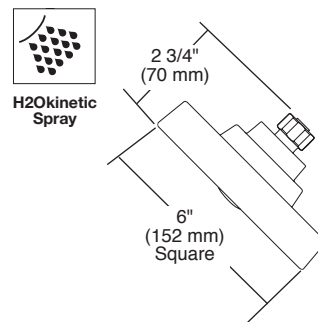
Specific Features: \_\_\_\_\_



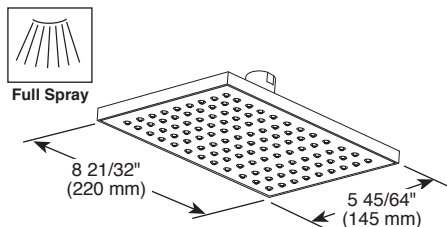
RP53419▲ (Pull-Up Diverter)



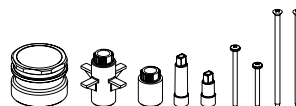
RP70171▲ 1.75 GPM H<sub>2</sub>O Shower Head



RP62955▲ (2.5 GPM)  
RP91363▲ (1.75 GPM)  
Touch-Clean<sup>®</sup> Raincan



RP77992 Available Extension Kit



▲ Designate Proper Finish Suffix

### Delta Faucet Company

55 E. 111th Street, Indianapolis, IN 46280  
350 South Edgewood Road, St. Thomas, ON N5P 4L1  
© 2018 Delta Faucet Company

Delta reserves the right (1) to make changes in specifications and materials, and (2) to change or discontinue models, both without notice or obligation. Dimensions are for reference only. See current full-line price book or [www.deltafaucet.com](http://www.deltafaucet.com) for finish options and product availability.

DSP-B-T17053 Rev. J