

Type of Appliance

- Temperature controlled, continuous flow, gas hot water system
- Certified for installation in manufactured (mobile) homes
- Forced combustion / Direct vent

Rinnai Model Number

REU-VC2528FFUD-US

Operation / Installation

Forced combustion; indoor only

Minimum/Maximum Gas Rate (Input)

10,300 - 180,000 BTU/h

Electrical

Appliance: AC 120 Volts - 60 Hz
Controller: DC 12 Volts

Electrical Consumption

Normal: 76 w Standby: 2 w Anti-frost protection: 120 w

Amperage

Max with pump: 8A Max without pump: 4A Fuse: 10A

Ignition System

Direct electronic ignition

Hot Water Capacity

Minimum flow rate: 0.26 GPM (1 l/min)
Minimum activation flow rate: 0.4 GPM (1.5 l/min)
Maximum flow rate: 6.5 GPM (24.6 l/min)

Temperature

98° - 120° F (37° - 49° C) (factory default) Maximum temperature is selectable at 120° F (49° C) or at 140° F (60° C); 98° - 160° F (37° - 71° C) available with MCC-91-2 controller for hydronic applications

Temperature (without remote)

120° F (49° C) (factory default) or 140° F (60° C)

Installation

Indoor only

Uniform Energy Factor (UEF)

0.81

Service Connections

Gas supply: 3/4 inch MNPT Cold water inlet: 3/4 inch MNPT
Hot water outlet: 3/4 inch MNPT

Isolation & Pressure Relief Valves Included

Isolation Valves are certified to NSF/ANSI 61 for potable water

Water Flow Control

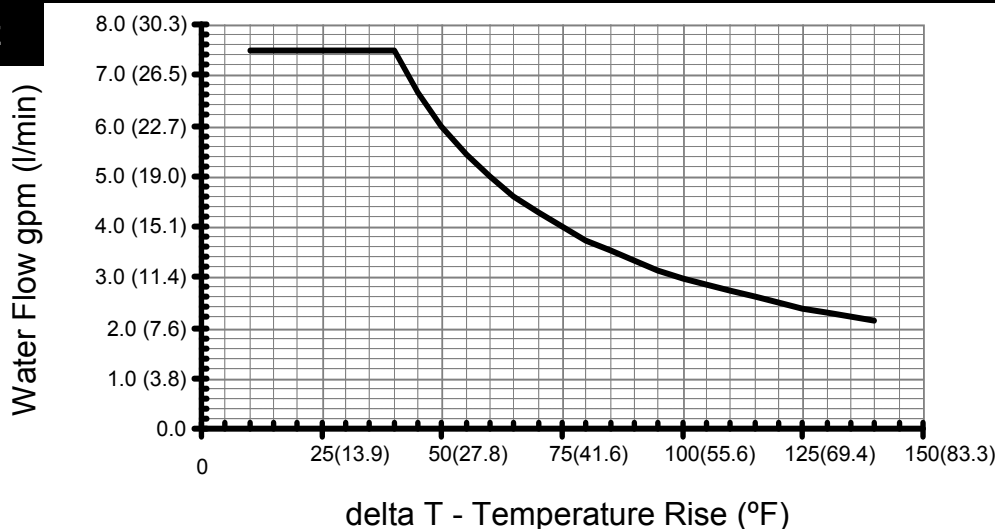
Water flow sensor, electronic water control device and fixed by-pass

Minimum/Maximum Water Supply Pressure

20 - 150 PSI (138-1035 KPa) (recommended 30-80 PSI (209 - 552 KPa) for optimal performance)

Rinnai is continually updating and improving products; therefore, specifications are subject to change without prior notice. Local, state, provincial and federal codes must be adhered to prior to installation.

FLOW TABLE



External Recirculation Pump Control Water Temperature Control Controller

Controller Cable

Safety Devices

Clearances from Combustibles (suitable for closet, attic, and crawl space installations)

Clearances from Non-combustibles

Min. / Max. Gas Supply Pressure (sea level)

Manifold Gas Pressure (inches W.C.)

NOx

Rinnai Circ-Logic™: Recirculation program cycles external pump
Simulation feed forward and feedback

MC-91-2US (part of the front panel)
Deluxe controller: MC-100V-1US (optional)
Bathroom controller: BC-100V-1US (optional)
MCC-91-2US (optional; for hydronic and commercial applications)
MC-195T-US (optional; for use with Circ-Logic)

Non-polarized two-core cable, minimum 22 AWG

- Flame failure - Flame Rod
- Boiling protection
- Combustion fan rpm check
- Over current - glass fuse
- Remaining flame (OHS)
- Thermal fuse
- Automatic frost protection
- Top of heater - 6 inches(152mm)
- Front of heater - 6 inches(152mm)*
- Sides of heater - 2 inches(51mm)
- Back of heater - 0 inches
- Ground / bottom - 12 inches(305mm)
- From vent pipe - 0 inches
- Top of heater - 2 inches(51mm)
- Front of heater - 6 inches(152mm)*
- Sides of heater - 1/2 inch(13mm)
- Back of heater - 0 inches
- Ground / bottom - 12 inches(305mm)
- From vent pipe - 0 inches

Natural Gas: min 4" W.C. (10mbar) max 10.5" W.C. (26.1mbar)
Propane Gas: min 8" W.C. (20mbar) max 13.5" W.C. (33.6mbar)

Natural Gas: high fire 2.2" W.C. (5.5mbar) low fire 0.61" W.C. (1.5mbar)
Propane Gas: high fire 3.8" W.C. (9.5mbar) low fire 0.87" W.C. (2.2mbar)

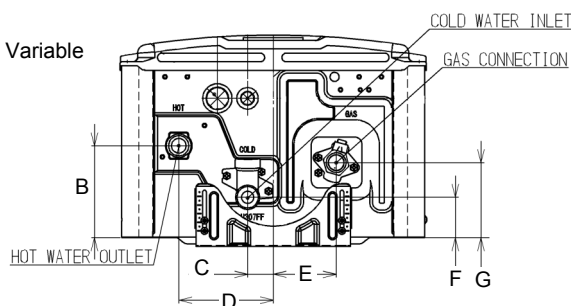
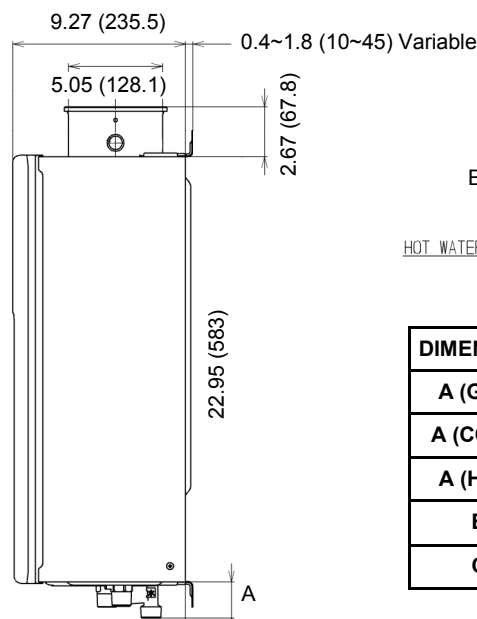
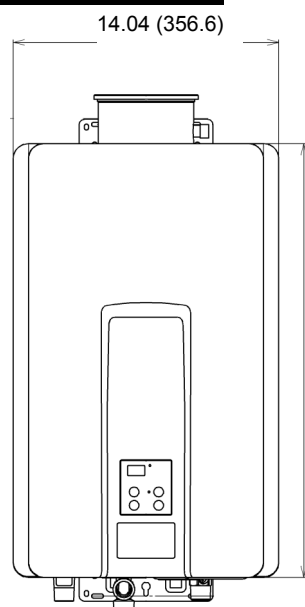
Complies with South Coast Air Quality Management District 14 ng/J or 20 ppm
NOx emission levels

Limited Warranty

Heat exchanger: 12 years* for residential, 10 years for residential and space heating, and 5 years* for commercial; All other parts: 5 years*; Labor: 1 year;
(* 3 years from date of purchase when used as a recirculating water heater within a hot water recirculation loop, where the water heater is in series with a recirculation system and all recirculating water flows through the water heater, and where an aquastat/thermostat, timer, or an on-demand recirculation system is not incorporated.) Refer to the manual for complete warranty information.

DIMENSIONS

WEIGHT: 45.6 lb (20.7 kg)



DIMENSION	Inches (mm)	DIMENSION	Inches (mm)
A (GAS)	1.31 (33.2)	D	4.33 (110)
A (COLD)	1.93 (49)	E	2.89 (73.3)
A (HOT)	1.35 (34.4)	F	1.85 (47)
B	4.21 (106.9)	G	3.44 (87.3)
C	1.17 (29.8)		