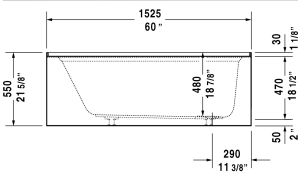
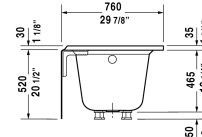
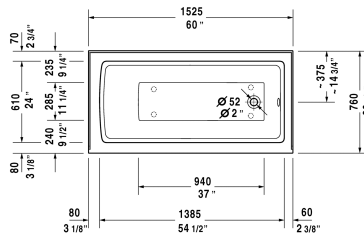


Architec Bathtub with panel height 20 1/2" # 70035500000091

| < 60" Inch > |



| Bathtub with panel height 20 1/2" | Dimension | Weight | Order number |
|--|----------------|--------|----------------|
| above floor rough, rectangle, with integrated panel and flange, drain right, cUPC listed, 1/4" sanitary acrylic | | | |
| Colors | | | |
| 00 White | | | |
| Variant | | | |
| Base tub | 60" x 30" Inch | 88 lb | 70035500000091 |
| Infobox | | | |
| Special order - available only upon request, Minimum order qty. = 30 pcs., ANSI standard drain is required with drain shoe equal or less than 3" (not supplied by Duravit) | | | |
| Accessory for bathtub | | | |
| Tub feet (included) | | | 790164 |
| Flange clips 6 pcs., (included) | | | 790160 |

All drawings contain the necessary measurements which are subject to standard tolerances. They are stated in inch & mm and are non-binding. Exact measurements, in particular for customized installation scenarios, can only be taken from the finished ceramic piece.