

Features

- Single handle controls flow to outlets.
- ADA-compliant ergonomic handle.
- 120° handle rotation with two-outlet operation.
- 360° handle rotation with three-outlet operation.
- When used with K-728 series MasterShower® transfer valves, handle controls flow to two or three outlets individually or any two outlets at a time.
- When used with K-737 series MasterShower® diverter valves, handle controls flow to two or three outlets individually (only one outlet at a time).
- Requires K-728-K two- or three-way transfer valve, or K-737-K two- or three-way diverter valve (sold separately).
- Coordinates with other products in the Parallel collection.

Material

- Premium material construction with metal handle ensures reliability and durability.
- KOHLER finishes resist corrosion and tarnishing.

Installation

- Bath- or deck-mount.
- Patented K-joint installation technology ensures consistent trim appearance, regardless of variability in valve rough-in.

Required Products/Accessories

K-728-K 3/4" Two- or Three-Way Transfer Valve

or

K-737-K 3/4" Two- or Three-Way Diverter Valve

ADA

CSA B651

OBC

Codes/Standards

ASME A112.18.1/CSA B125.1

ADA

ICC/ANSI A117.1

CSA B651





OBC

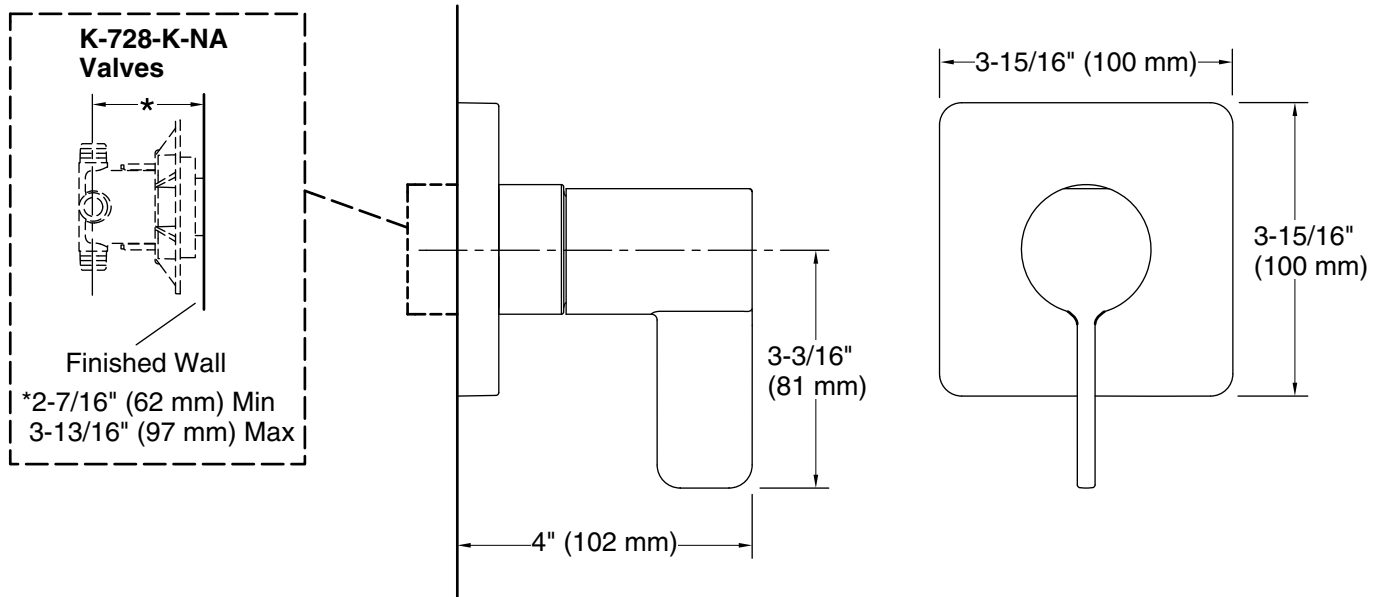
KOHLER® Faucet Lifetime Limited Warranty

See website for detailed warranty information.

Available Colors/Finishes

Color tiles intended for reference only.

Color	Code	Description
	CP	Polished Chrome
	BN	Vibrant® Brushed Nickel
	BL	Matte Black
	2MB	Vibrant® Brushed Moderne Brass



Technical Information

All product dimensions are nominal.

Drain included: No

Notes

Install this product according to the installation instructions.

ADA, OBC, CSA B651 compliant when installed to the specific requirements of these regulations.