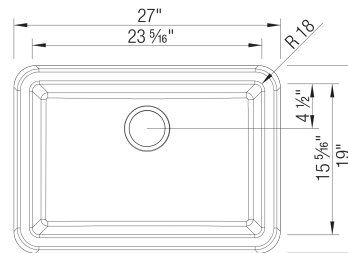




Sink Specifications

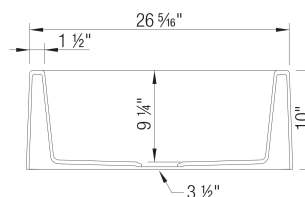
IKON 27 SILGRANIT

Colour	SKU
Anthracite	402233
Biscuit	402234
Café	402235
Cinder	402236
Metallic Grey	402237
Truffle	402238
White	402239
Concrete Grey	402240
Coal Black	402642



Design and planning tips

- Min cabinet size: 30 in (760 mm)
- Bowl Depth: 9,25 in (235.0 mm)
- Apron front height: 10 in (254 mm)
- Rim thickness: 1.5 in (38 mm)



Specifications:

Cabinet template, Installation instructions, 3 1/2" (90 mm) stainless steel strainer, Limited lifetime warranty

Apron Front depth: 10" (254 mm)

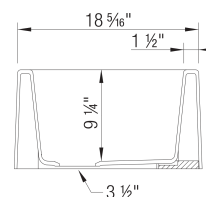
Rim thickness: 1 1/2" (38 mm)

Depending on cabinet construction, a different cabinet size may be required. Consult the cabinet manufacturer.

This sink requires a custom installation. Exact cutout size is based on installation preferences. Please use actual sink for templating.

To protect from damage, this model should be shipped on a pallet.

Codes/Standards: CSA B45.8-18/ IAPMO Z403-2018



Optional Accessories

Floating Grid	406533
Sink Grid	402308
CapFlow Strainer Cover	517666
Beech Cutting Board	235010

Warranty

Limited lifetime warranty on all sinks and faucets. One-year warranty on all accessories and soap dispensers.

Code/Standards Compliance

BLANCO sinks and faucets are third-party tested and certified to CSA, cUPC, ANSI/ASME, IAPMO and NSF standards and listed by applicable certification bodies. For more information on individual product listings, contact our office or listing organization.



Need support? Learn more by watching our sink & faucet How-to videos:

<https://www.blanco.com/ca-en/support/how-to-videos/how-to-videos-for-sinks/>



BLANCO Canada Inc
100 Corporation Drive
Brampton ON L6S 6B5

Tel & Fax
Tel: 905-494-2400 Toll free: 1-877-425-2626
Fax: 905-494-2425 Toll free: 1-877-825-2626

While BLANCO strives to provide accurate information, all images and dimensions in this document are intended for reference only and are subject to change at any time without notice. This document is not intended for use as an installation guide. For technical installation details, refer to installation instructions provided with the product. BLANCO assumes no responsibility for the use of superseded or voided specifications.