

Specifications

DESCRIPTION

- Metal and brass construction with Chrome plated finish, also in Classic Brushed Nickel (CBN) finish
- Single function handheld shower with non-positive shut off
- Contains: hand-held shower, stainless steel, 1 1/2" dia. slide bar grab bar, drop ell, 69" metal hose and mounting hardware
- Easy cleaning rubber nozzles

FLOW

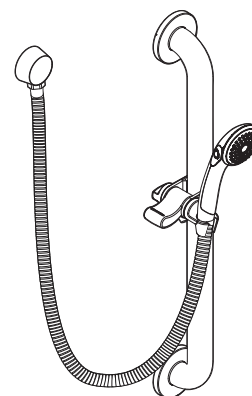
- 2.5 gpm (9.5 L/min) maximum at 80 psi

STANDARDS

- Third party certified to ASME A112.18.1/CSA B-125.1, ASSE 1014 and all applicable requirements referenced therein
- Backflow prevention compliance through ASME A112.18.3
- Includes ADA compliant grab bar

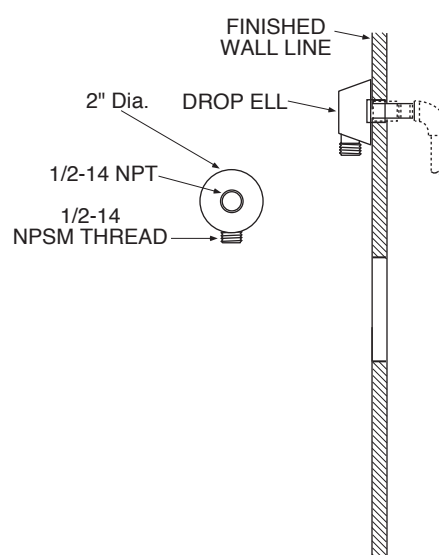
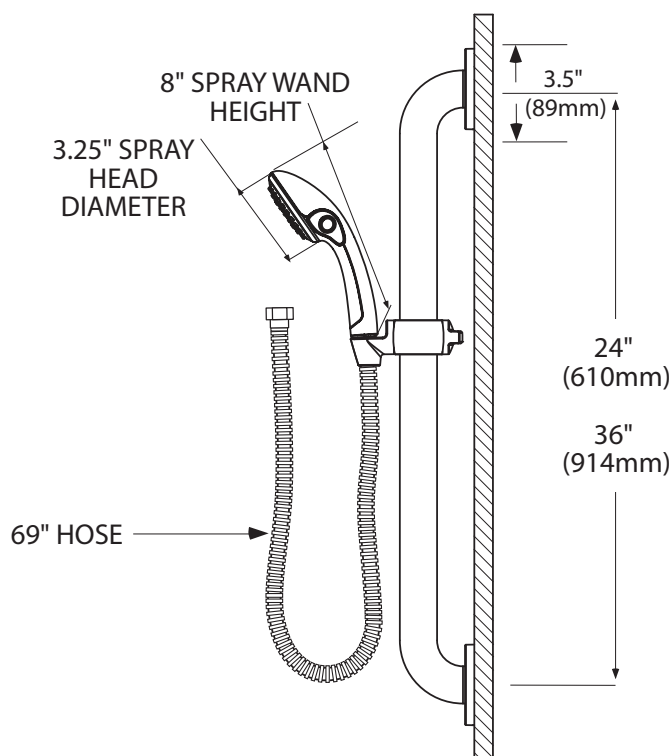
WARRANTY

- Warranted for 5 years against material or manufacturing defects



Handheld With Slide Bar/Grab Bar

Model: 52224GBM25 (24" Grab Bar)
52224GBM25CBN (24" Grab Bar)
52236GBM25 (36" Grab Bar)
52236GBM25CBN (36" Grab Bar)



CRITICAL DIMENSIONS

(DO NOT SCALE)