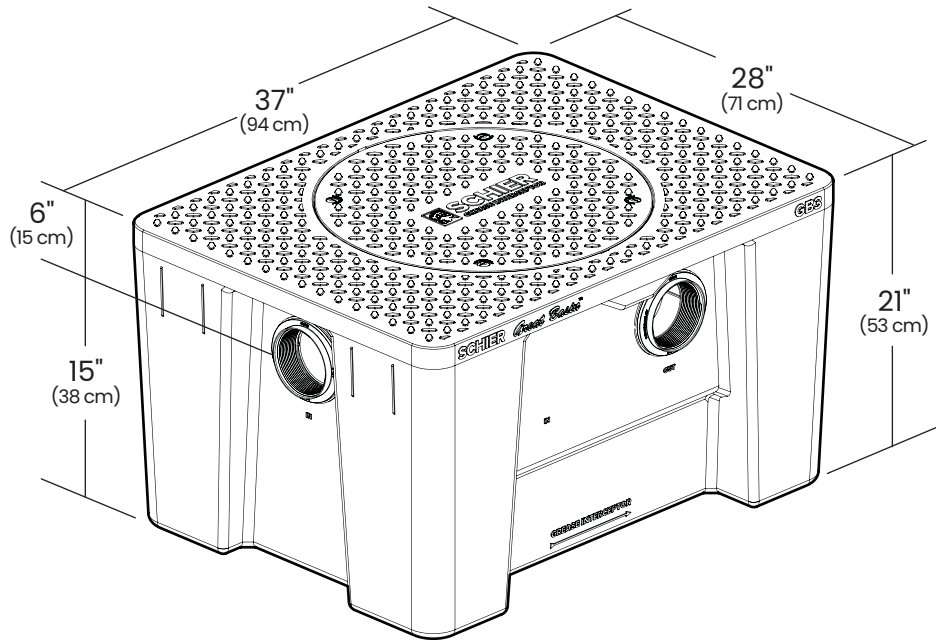


SPECIFICATION AND SUBMITTAL

GB3 50/75 GPM Grease Interceptor for Indoor Use



This unit is certified to ASME A112.14.3 (Type C) and CSA B481.1 at two different flow rates and includes the internal flow controls for both. External flow control with vent not required.

SUBMITTAL

Standard

Location: indoor

Installation: above/below grade

Add if required

Flow Rates / Grease Capacities:

50 GPM (3.2 L/s) / 272.7 lbs. (123.7 kg)

75 GPM (4.7 L/s) / 175.6 lbs. (79.7 kg)

Add if required

Solids Capacity: 1.9 gal. (7.2 L)

Liquid Capacity: 40 gal. (151.4 L)

Weight: 69 lbs. (31.3 kg)

Connections: 4" (100 mm) plain end

Cover: bolted gas/water tight polypropylene with 1,000 lb. load rating when unit is buried with FCRI riser

Options

☐ -FO: fixed outlet diffuser

☒ FCRI (x1): > 2-1/8" - 12" field cut riser

☐ FCRI (x2): > 12" - 24" field cut risers

☐ CC1: membrane clamping collar kit (requires FCRI riser)

☒ PPI: pumpout port kit

☐ SGK3: support gusset kit

☐ PLAIN-EA-24: 2" (50 mm) plain end fitting

☐ PLAIN-EA-34: 3" (75 mm) plain end fitting

☐ FPT-EA-34: 4" x 3" (100 mm x 75 mm) FPT fitting

☐ FPT-EA-23: 3" x 2" (75 mm x 50 mm) FPT fitting

Approval

Signature:	Date:	Company:
Specifying Engineer:	Engineering Firm:	



SCHIER
LIFETIME GUARANTEED
GREASE INTERCEPTORS

MODEL NUMBER:
GB3

DESCRIPTION: 50/75 GPM Polyethylene Grease Interceptor

PART #: 4070-001-04

DWG BY: B. Karrer

DATE: 4/10/2019

REV:

ECO:



SPECIAL PRECAUTIONS

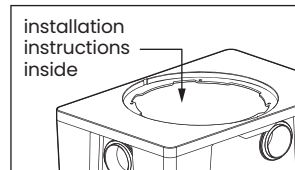
For Schier Grease Interceptor Installations – Failure to follow this guidance voids your warranty

⚠ WARNING! DO NOT AIR TEST UNIT OR RISER SYSTEM!
Doing so may result in property damage, personal injury or death.

⚠ CAUTION! Do not install this unit in any manner except as described in these instructions.

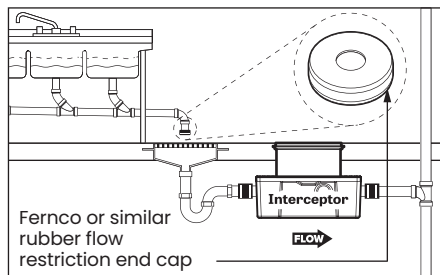
Installation Instructions

Installation instructions and additional components are included with the interceptor. Read all instructions prior to installation. This interceptor is intended to be installed by a licensed plumber in conformance with all local codes.



When Installing Interceptor Inside

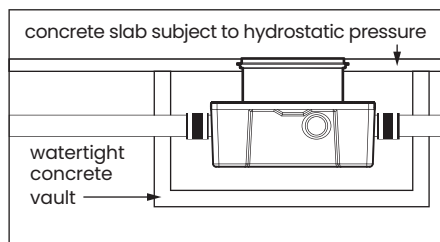
If your dishwashing sink(s) discharges into a floor drain/sink (drain), you must regulate the flow into the drain to avoid an overflow of water onto the kitchen floor. This can be done by installing a valve or flow restriction cap on the sink piping that discharges into the drain.



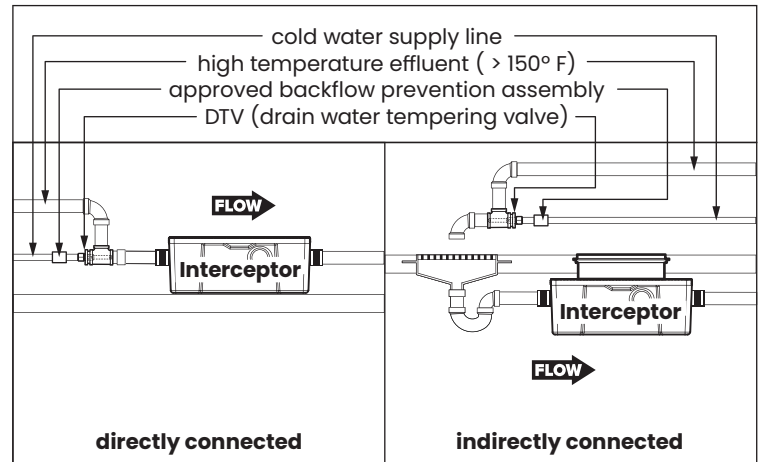
See drawing for guidance. For detailed guidance on indirect connections, go to: webtools.schierproducts.com/Technical_Data/Indirect_Connections.pdf

Hydrostatic Slabs (or Pressure Slabs)

When installed under a hydrostatic slab (slab designed to withstand upward lift, usually caused by hydrostatic pressure) interceptor must be enclosed in a watertight concrete vault.



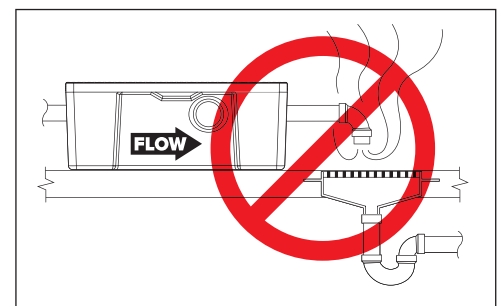
High Temperature Kitchen Water



If water is entering the interceptor at excessive temperature (over 150° F), a drain water tempering valve (DTV) and approved backflow prevention assembly must be installed. Most state and local plumbing codes prohibit water above 150° F being discharged into the sanitary sewer. Water above 150° F will weaken or deform PVC Schedule 40 pipe, poly drainage fixtures like interceptors and erode the coating of cast iron (leading to eventual failure).

ODOR ALERT!

Do not install air gap on outlet side of interceptor.



SCHIER
LIFETIME GUARANTEED
GREASE INTERCEPTORS

MODEL NUMBER:
GB3

DESCRIPTION: 50/75 GPM Polyethylene Grease Interceptor

PART #: 4070-001-04

DWG BY: B. Karrer

DATE: 4/10/2019

REV:

ECO:

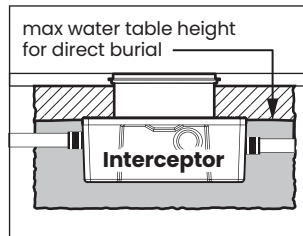


SPECIAL PRECAUTIONS

For Schier Grease Interceptor Installations – Failure to follow this guidance voids your warranty

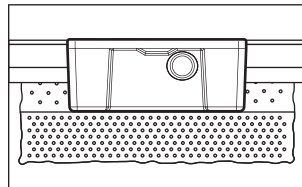
High Water Table Installations

Interceptors and risers are not designed to withstand water table height in excess of the top of the unit when buried (see figure). If it is possible for this to occur, install the interceptor and risers in a water-tight concrete vault or backfill with concrete or flowable fill (wet concrete and flowable backfill should be poured in stages to avoid crushing the interceptor). At risk areas include but are not limited to tidal surge areas, floodplains and areas that receive storm water. Great Basin™ models that are direct buried in high water table scenarios must be installed with an anchor kit. Models GB-50, GB-75, and GB-250 use model AK1 anchor kit. Model GB-500 uses model AK2 anchor kit for use with deadmen anchors. Models GB-1000, GGI-750 and GGI-1500 use model AK3 anchor kit for use with deadmen anchors.



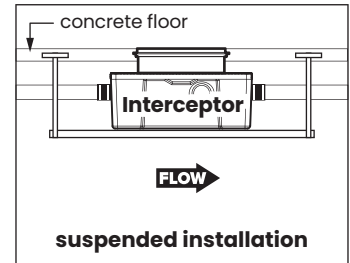
Flush-to-Grade Burials

Flush-to-Grade buried installations (without a riser) are not recommended for heavy foot traffic areas without the use of an internal gusset support kit **SGK2** (for GB2) or **SGK3** (for GB3).



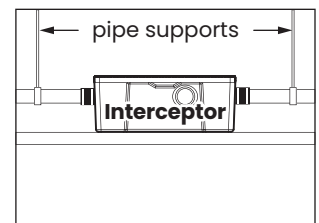
Fully Support Base of Unit

Install unit on solid, level surface in contact with the entire footprint of unit base; for suspended installations design trapeze to support the wet weight of the unit. Do not partially support unit or suspend unit using metal U-channel to create a trapeze.

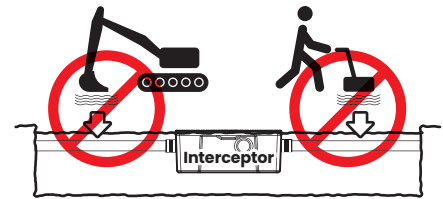


Support Inlet and Outlet Piping

For above grade installations ensure heavy inlet and outlet piping (such as cast iron or long runs) is properly supported or suspended during the entire installation process to prevent connection failure or damage to bulkhead fittings.



**DO NOT
COMPACT
BACKFILL**



SCHIER
LIFETIME GUARANTEED
GREASE INTERCEPTORS

MODEL NUMBER:
GB3

DESCRIPTION: 50/75 GPM Polyethylene Grease Interceptor

PART #: 4070-001-04

DWG BY: B. Karrer

DATE: 4/10/2019

REV:

ECO:

SPECIFICATIONS

Notes

1. 4" FPT inlet/outlet with 4" plain end fittings.
2. Unit weight - 69 lbs. (wet weight 404 lbs.)
3. Capacities - Liquid: 40 gal.
@50 GPM- Grease: 272 lbs. (37.2 gal.)
@75 GPM- Grease: 175 lbs. (17.4 gal.)
Solids: 1.9 gal.
4. Built-in flow control.
5. For gravity drainage applications only.
6. Do not use for pressure applications.
7. Cover placement allows full access to tank for proper maintenance.
8. Vent not required unless per local code.
9. Engineered inlet and outlet diffusers are removable to inspect/clean piping.
10. Integral air relief / anti-siphon.

Engineer Specification Guide

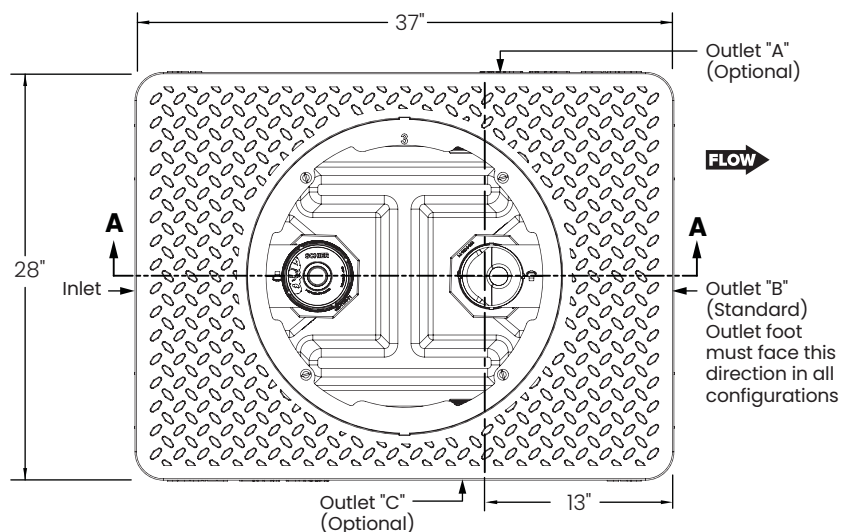
Schier Great Basin™ grease interceptor model #GB3 shall be lifetime guaranteed and made in USA of seamless, rotationally-molded polyethylene. Interceptor shall be furnished for above or below grade installation. Interceptor shall be certified to ASME #A112.14.3 (type C) and CSA B481.1, with field cut riser system, built-in flow control and three outlet options. Interceptor flow rate shall be 50 or 75 GPM. Interceptor grease capacity shall be 272 lbs. @ 50 GPM or 175 lbs. @ 75 GPM. Cover shall provide water/gas-tight seal and have minimum 450 lbs. load capacity.

Certified Performance

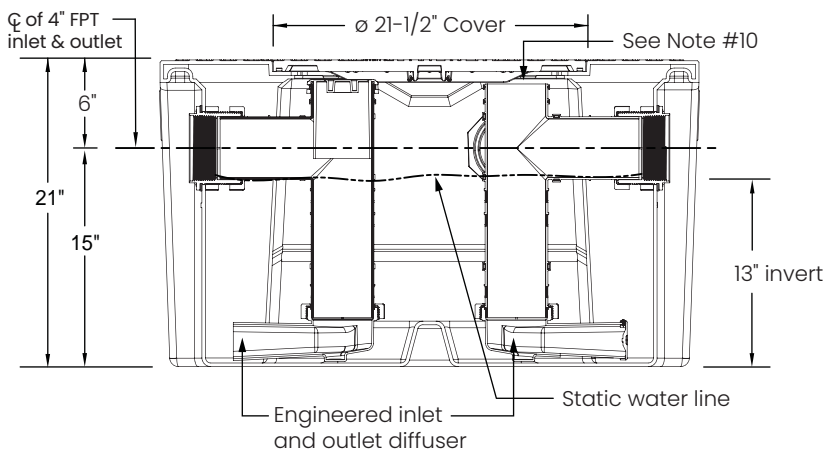
Great Basin™ hydromechanical grease interceptors are third party performance-tested and listed by IAPMO to ASME #A112.14.3 and CSA B481.1 grease interceptor standards and greatly exceed requirements for grease separation and storage. They are compliant to the Uniform Plumbing Code, the National Standard Plumbing Code, the National Plumbing Code of Canada, and the International Plumbing Code.



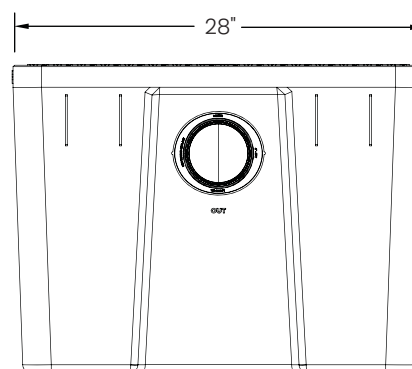
TOP VIEW



SECTION A-A



OUTLET END VIEW



SCHIER
LIFETIME GUARANTEED
GREASE INTERCEPTORS

MODEL NUMBER:
GB3

DESCRIPTION: 50/75 GPM Polyethylene Grease Interceptor

PART #: 4070-001-04

DWG BY: B. Karrer

DATE: 4/10/2019

REV:

ECO: