



Buy it for looks. Buy it for life.®

# Specifications

## DESCRIPTION

- Metal construction with various finishes identified by suffix
- Designed to be installed through 2, 1-1/4" and 1, 1" min. dia holes 8" on center
- 1/2" copper connections
- Adaptable for non-8" centers
- Hot and cold temperature indicators available

## OPERATION

- Maximum handle rotation angle is 90° to full on for either handle
- Rotate hot side counterclockwise to open and clockwise to close
- Rotate cold side clockwise to open and counterclockwise to close

## FLOW


- Water usage is limited to these maximum flow rates as indicated by the corresponding product markings
  - ° 1.2 gpm max (4.5L/min) at 60 psi
  - ° 1.5 gpm max (5.7L/min) at 60 psi

## CARTRIDGE

- 1224 cartridge design nonmetallic/nonferrous and stainless steel material

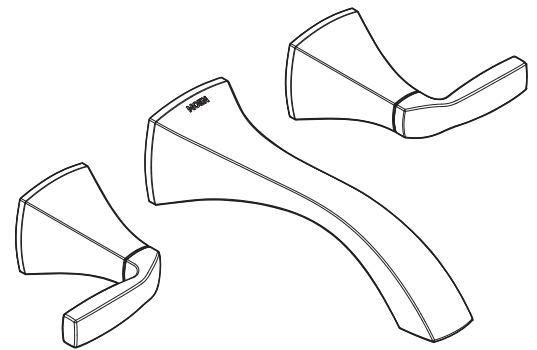
## STANDARDS

When trim kit is added to M-Pact valve, the product is:

- Third party certified to WaterSense,® ASME A112.18.1/CSA B125.1, and all applicable requirements referenced therein
- Certified to NSF 61/9 & 372
- Products marked with 1.2 gpm are compliant with California water efficiency regulations
- Complies with California Proposition 65 and with the Federal Safe Drinking Water Act
- **ADA**  for lever handles

## WARRANTY

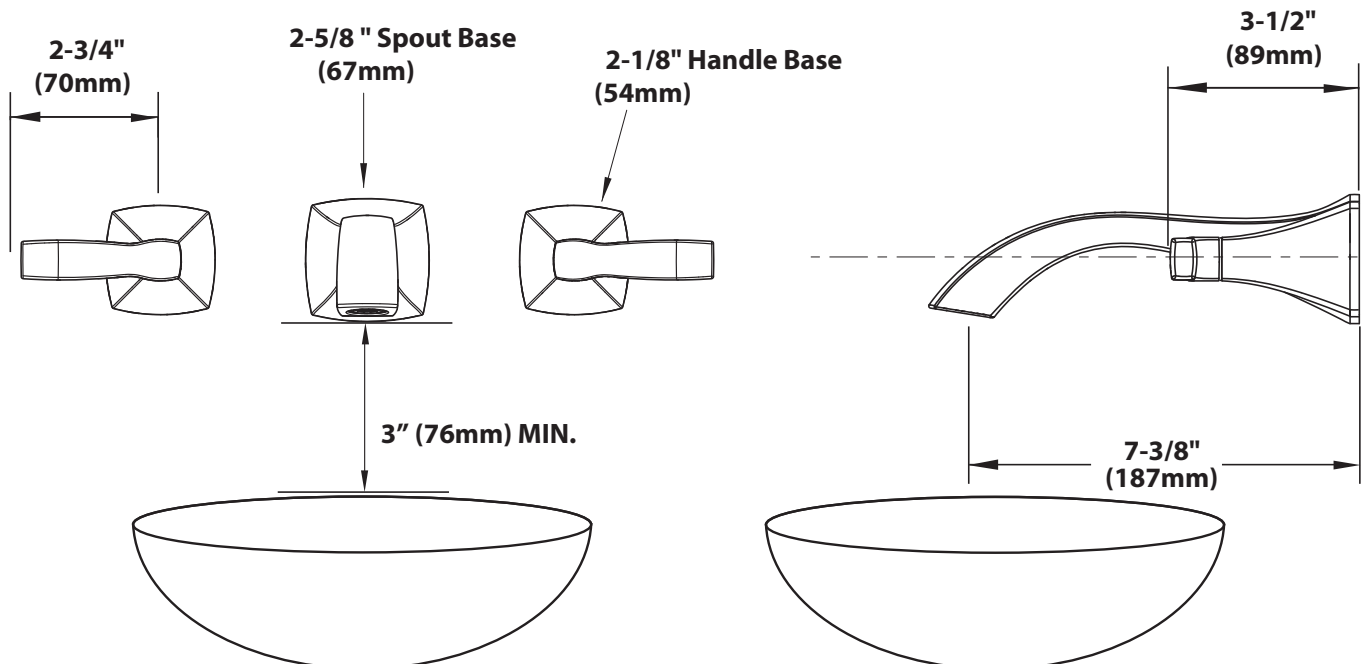
- Lifetime limited warranty against leaks, drips and finish defects to the original consumer purchaser
- 5 year warranty if used in commercial installations



## VOSS™ Two-Handle Wall Mount Faucet

Models: T6906 series

Valve: 9700



## CRITICAL DIMENSIONS

(DO NOT SCALE)

MAX WALL THICKNESS  
1-3/4" (45mm)