

Features

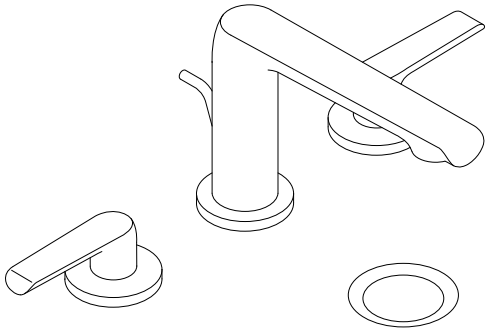
- Two lever handles offer separate control of hot and cold water
- 5-13/16" (148 mm) spout reach
- 1.2 gpm (4.5 lpm) maximum flow rate at 60 psi (4.14 bar)
- KOHLER ceramic disc valves exceed industry longevity standards for a lifetime of durable performance
- Includes metal pop-up drain with 1-1/4" metal tailpiece
- Coordinates with other products in the Avid collection
- Three-hole installation for 8" to 16" centers

Material

- Premium metal construction for durability and reliability
- KOHLER finishes resist corrosion and tarnishing

Installation

- Handles are preassembled on valves to simplify installation
- Flexible supply lines and quick-connect fittings simplify installation



ADA

CSA B651

OBC

Codes/Standards

ASME A112.18.1/CSA B125.1

NSF/ANSI/CAN 61

NSF/ANSI/CAN 372

All applicable US Federal and State material regulations

DOE - Energy Policy Act 1992

EPA WaterSense™

California Energy Commission (CEC)

ADA

ICC/ANSI A117.1

CSA B651





OBC

KOHLER® One-Year Limited Warranty

See website for detailed warranty information.

Available Colors/Finishes

Color tiles intended for reference only.

Color	Code	Description
	CP	Polished Chrome
	BN	Vibrant™ Brushed Nickel
	BL	Matte Black
	2MR	Vibrant™ Brushed Moderne

