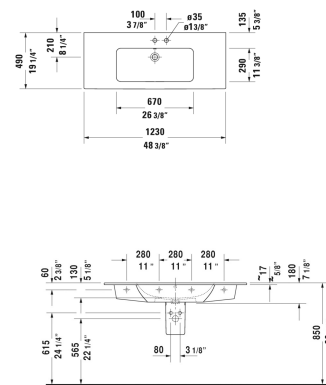
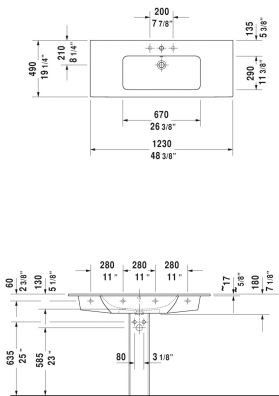
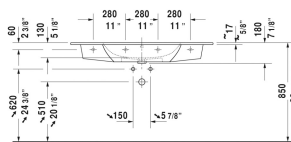
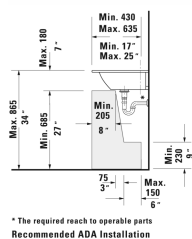


ME by Starck Furniture washbasin & # 233612..00 / 233612..30 /  
233612..58 / 233612..60 / 233612..00 / 233612..30 / 233612..58  
/ 233612..60

|< 48 3/8" Inch >|



\* The required reach to operable parts  
Recommended ADA Installation

Furniture washbasin	Dimension	Weight	Order number
with overflow, with faucet deck, hardware included, wall-mounted, 48 3/8" Inch			
<b>Colors</b>			
00 White 32 White Satin Matte			
<b>Variant</b>			
●	48 3/8" x 19 1/4" Inch	73.6 lb	233612..00
● ● ●	48 3/8" x 19 1/4" Inch	73.6 lb	233612..30
● ●	48 3/8" x 19 1/4" Inch	73.6 lb	233612..58
⊗	48 3/8" x 19 1/4" Inch	73.6 lb	233612..60
●	48 3/8" x 19 1/4" Inch	73.6 lb	233612..00
● ● ●	48 3/8" x 19 1/4" Inch	73.6 lb	233612..30
● ●	48 3/8" x 19 1/4" Inch	73.6 lb	233612..58
⊗	48 3/8" x 19 1/4" Inch	73.6 lb	233612..60
<b>Infobox</b>			
Washbasin is not ADA compliant in combination with pedestal, siphon cover or metal console			
Sanitary ceramics with the special WonderGliss surface finish will remain clean and attractive-looking for a long time to come. When ordering WonderGliss please add a "1" as eleventh digit to the model number.			
Space-saving siphon	1 1/4" Inch	0.9 lb	005076

**ME by Starck Furniture washbasin** & # 233612..00 / 233612..30 /  
233612..58 / 233612..60 / 233612..00 / 233612..30 / 233612..58  
/ 233612..60

|< 48 3/8" Inch >|

Suitable products		
Vanity unit wall-mounted 1 pull-out compartment, for ME by Starck # 233612, 48" x 19" Inch	48" x 19" Inch	LC6143
Vanity unit wall-mounted 2 drawers, upper drawer including cut-out for siphon and siphon cover, for ME by Starck # 233612, 48" x 19" Inch	48" x 19" Inch	LC6243
Vanity unit floorstanding 2 pull-out compartments, upper drawer including cut-out for siphon and siphon cover, for ME by Starck # 233612, 48" x 19" Inch	48" x 19" Inch	LC6628
Pedestal for # 233565, 233560, 233555, 233613, 233612, 233610, 233683, 233663, 6 7/8" x 8 1/4" Inch	6 7/8" x 8 1/4" Inch	085839
Siphon cover for # 233565, 233560, 233555, 233613, 233612, 233610, 233683, 233663, 6 3/4" x 11 3/4" Inch	6 3/4" x 11 3/4" Inch	085840
Vanity unit wall-mounted 1 pull-out compartment, for ME by Starck # 233612, 47 1/4" x 18 3/4" Inch	47 1/4" x 18 3/4" Inch	KT6421
Vanity unit wall-mounted 2 drawers, upper drawer including cut-out for siphon and siphon cover, for ME by Starck # 233612, 47 1/4" x 18 3/4" Inch	47 1/4" x 18 3/4" Inch	KT6431
Vanity unit wall-mounted 1 pull-out compartment, for ME by Starck # 233612, 48" x 18 7/8" Inch	48" x 18 7/8" Inch	BR4004
Vanity unit wall-mounted 2 drawers, upper drawer including cut-out for siphon and siphon cover, for ME by Starck # 233612, 48" x 18 7/8" Inch	48" x 18 7/8" Inch	BR4104
Vanity unit floorstanding 2 pull-out compartments, upper drawer including cut-out for siphon and siphon cover, for ME by Starck # 233612, 48" x 18 7/8" Inch	48" x 18 7/8" Inch	BR4404
Vanity unit wall-mounted 1 pull-out compartment, for ME by Starck # 233612, 47 5/8" x 18 7/8" Inch	47 5/8" x 18 7/8" Inch	XS4074
Vanity unit wall-mounted 2 drawers, upper drawer including cut-out for siphon and siphon cover, for ME by Starck # 233612, 47 5/8" x 18 7/8" Inch	47 5/8" x 18 7/8" Inch	XS4174
Vanity unit floorstanding 2 pull-out compartments, upper drawer including cut-out for siphon and siphon cover, integrated legs with height adjustment, for ME by Starck # 233612, 47 5/8" x 18 7/8" Inch	47 5/8" x 18 7/8" Inch	XS4448
Vanity unit wall-mounted 1 pull-out compartment, for ME by Starck # 233612, 47 5/8" x 18 7/8" Inch	47 5/8" x 18 7/8" Inch	XV4028
Vanity unit wall-mounted 2 drawers, upper drawer including cut-out for siphon and siphon cover, for ME by Starck # 233612, 47 5/8" x 18 7/8" Inch	47 5/8" x 18 7/8" Inch	XV4128
Vanity unit floorstanding 2 pull-out compartments, upper drawer including cut-out for siphon and siphon cover, for ME by Starck # 233612, 47 5/8" x 18 7/8" Inch	47 5/8" x 18 7/8" Inch	XV4484

*All drawings contain the necessary measurements which are subject to standard tolerances. They are stated in inch & mm and are non-binding. Exact measurements, in particular for customized installation scenarios, can only be taken from the finished ceramic piece.*