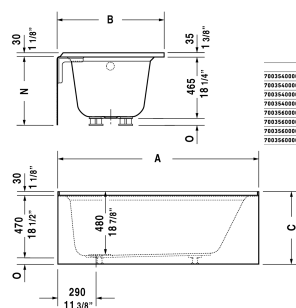
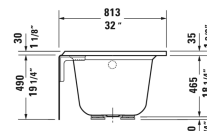
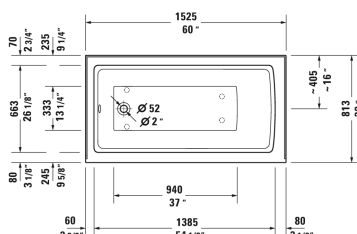
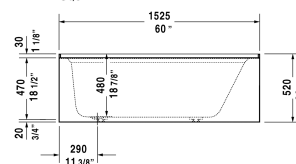


Architec Bathtub with panel height 19 1/4" # 700354000000090

| < 60" Inch > |



	A	B	C	D	E	F	G	H	I	J	K	L	M	N	O
700354000000090	60"	22 1/4"	20 1/2"	54 1/2"	28 1/2"	37"	13 1/2"	16"	9 1/2"	8 1/2"	2 1/2"	2 1/2"	19 1/2"	30"	
700354000000090	1125	615	520	1395	665	940	335	405	235	245	70	80	490	760	
700354000000090	60"	22 1/4"	20 1/2"	54 1/2"	28 1/2"	37"	13 1/2"	16"	9 1/2"	8 1/2"	2 1/2"	2 1/2"	19 1/2"	30"	
700354000000090	1125	615	520	1395	665	940	335	405	235	245	70	80	490	760	
700354000000090	60"	22 1/4"	20 1/2"	54 1/2"	28 1/2"	37"	13 1/2"	16"	9 1/2"	8 1/2"	2 1/2"	2 1/2"	19 1/2"	30"	
700354000000090	1125	615	520	1395	665	940	335	405	235	245	70	80	490	760	
700354000000090	60"	22 1/4"	20 1/2"	54 1/2"	28 1/2"	37"	13 1/2"	16"	9 1/2"	8 1/2"	2 1/2"	2 1/2"	19 1/2"	30"	
700354000000090	1125	615	520	1395	665	940	335	405	235	245	70	80	490	760	
700354000000090	60"	22 1/4"	20 1/2"	54 1/2"	28 1/2"	37"	13 1/2"	16"	9 1/2"	8 1/2"	2 1/2"	2 1/2"	19 1/2"	30"	
700354000000090	1125	615	520	1395	665	940	335	405	235	245	70	80	490	760	



Bathtub with panel height 19 1/4"	Dimension	Weight	Order number
rectangle, with integrated panel and flange, flange clips, tub feet, drain left, cUPC® listed*, Sanitary acrylic , Filling capacity 34 gal , water level 14 Inch			
Colors			
00 White			
Variant			
Base tub	60" x 32" Inch	95 lb	700354000000090
Infobox			
* Complies with the following standards: CSA B45.5/IAPMO Z124			
Suitable products			
Waste and overflow plastic, Chrome trim,			791224
Flange clips 6 pcs., (included), for Architec bathtubs with integrated panel (height 19 1/4") and flange,			790160
Tub feet 4 pieces, (included), for Architec bathtubs with integrated panel (height 19 1/4") and flange,			790161
Chromed cover fits waste and overflow # 791255,			791225
Waste and overflow brass, Chrome trim,			791255

All drawings contain the necessary measurements which are subject to standard tolerances. They are stated in inch & mm and are non-

Architec Bathtub with panel height 19 1/4" #
700354000000090

|< 60" Inch >|

binding. Exact measurements, in particular for customized installation scenarios, can only be taken from the finished ceramic piece.