

## FAUCET DESCRIPTION

- Metal construction with various finishes identified by suffix
- Shower Only kits include showerhead, arm, flange
- Tub/shower kits include showerhead, arm, flange and diverter spout

## OPERATION

- Lever style handle with temperature indicator on the escutcheon.
- Variable volume control handle is lifted in a 0 to 25° arc
- Temperature operates through an 110° arc of handle rotation (full cold to full hot)
- Adjustable temperature limit stop to control maximum hot water temperature
- Pressure balancing mechanism maintains selected discharge temperature to  $\pm 2^\circ\text{F}$

## FLOW

- Showerhead limited to 2.5 gpm (9.5 L/min)
- EP suffix models contain a showerhead limited to 1.75 gpm (6.62 L/min)

## CARTRIDGE

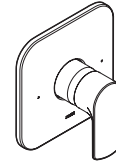
- 1213 Ceramic Disk Volume Control Cartridge
- Non-metallic/non-ferrous and plastic material
- Not compatible with back to back installations

## STANDARDS

- Third party certified to ASME A112.18.1/CSA B-125-1, ASSE 1016 and all applicable requirements reference therein
- Moen's M-CORE™ pressure balance system is capable to meet the pressure and temperature variation requirements of ASSE 1016 when tested as low as 1.5 gpm (5.68 L/min)
- EP suffix models are third party certified to EPA WaterSense®
- ADA ♿ for lever handle

## WARRANTY

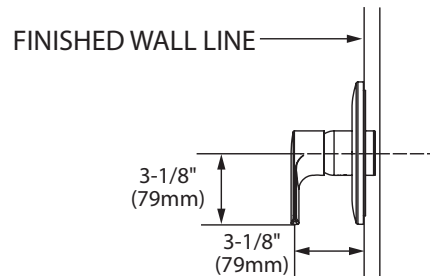
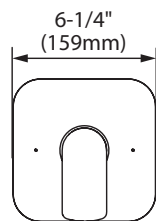
- Lifetime limited warranty against leaks, drips and finish defects to the original homeowner
  - 10 year limited warranty when used in a multifamily installation
  - 5 year limited warranty when used in a commercial installation
- Visit [www.moen.com/support](http://www.moen.com/support) for complete details and limitations



## RIZON™ M-CORE™ 3-Series Single-Handle Tub/Shower Trim

**Models:** UT3811 series - valve trim

**Valves:** U130 Series and U140 Series



## CRITICAL DIMENSIONS

(DO NOT SCALE)