



# Vox® Round

Vessel bathroom sink

## K-14800

### Features

- No faucet holes; requires wall- or counter-mount faucet.
- Overflow drain.

### Material

- Vitreous china.

### Installation

- Drop-in or vessel.

### Recommended Products/Accessories

K-23726 Drain treatment  
K-23725 Cast iron cleaner



ADA

CSA B651

### Codes/Standards






ASME A112.19.2/CSA B45.1  
ADA  
CSA B651

### KOHLER® One-Year Limited Warranty

See website for detailed warranty information.

### Available Colors/Finishes

*Color tiles intended for reference only.*

Color	Code	Description
	0	White
	96	Biscuit
	47	Almond
	95	Ice™ Grey
	7	Black Black™

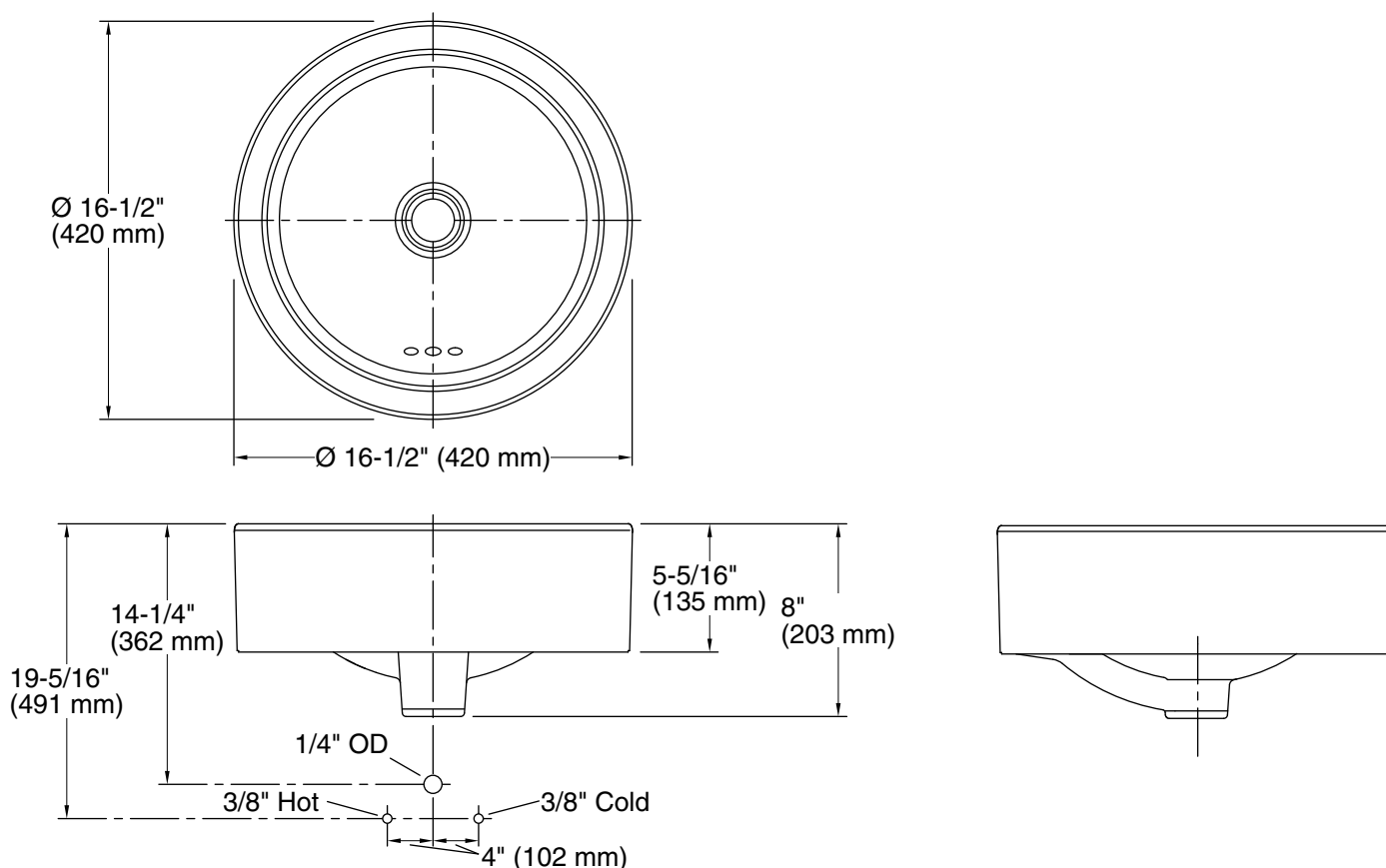
1-800-4KOHLER (1-800-456-4537)

Kohler Co. reserves the right to make revisions without notice to product specifications.

For the most current Specification Sheet, go to [www.kohler.com](http://www.kohler.com).

1-18-2022 04:21 - US/CA/MX

THE BOLD LOOK  
OF **KOHLER®**



### Technical Information

All product dimensions are nominal.

Bowl configuration:	Single
Installation:	Vessel
Bowl area:	Diameter: 15-1/2" (394 mm) Water depth: 5-3/4" (146 mm)
Drain hole:	1-3/4" (44 mm)
Template:	1144643-7, required, included

### Notes

Install this product according to the installation instructions.

Choose a faucet that will provide adequate clearance and will direct the water stream to the center of the bathroom sink.

Spout must be mounted high enough to clear 5-5/16" (135 mm) rim height and provide a 1" (25 mm) min air gap per ASME A112.1.2.

**NOTICE:** Countertop manufacturer or cutter must use the cut-out template provided with the product, or a current one provided by Kohler Co. (call 1-800-4KOHLER). Kohler Co. is not responsible for cutout errors when incorrect cut-out template is used.

Product rests on a countertop. Consider height of product when designing installation.

ADA, CSA B651 compliant when installed to the specific requirements of these regulations.