

SINK CROSS REFERENCE GUIDE

Most accessories are optional, but some are included in the Accessorized Sink category. Please refer to our cross reference guide called, EXCALIBUR GRID CROSS REFERENCE TO SINK MODEL, for details.

BOTTOM GRID

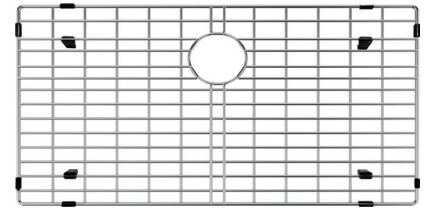
- 18 gauge, 18-10 stainless steel, type 304
- Grids fit within the sink bowl on the bottom

Grid Models Deep Draw

EBGD1210 EBGD1621
 EBGD16R EBGD1628
 EBGD1610 EBGD1817
 EBGD1613 EBGD1921
 EBGD1614
 EBGD1618

Grid Models Hand Fabricated

EBGF1515 EBGF1624 EBGF1721
 EBGF1610 EBGF1627 EBGF1723
 EBGF1614 EBGF1629 EBGF1724
 EBGF1618 EBGF1710 EBGF1727
 EBGF1621 EBGF1714 EBGF1729
 EBGF1623 EBGF1718




EXAMPLE
 EBGF1627
 Bottom Grid

ROLL MAT


- 18 gauge, 18-10 stainless steel, type 304 with silicone wrapping on 1/4" diameter rods
- Countertop roll mats extend 1" beyond the dimension of the bowl (front-to-back) and rest over the sink and onto the countertop

Roll Mat Models


ERM1814: 18" long x 14" wide
 ERM1914: 19" long x 14" wide
 ERM1714: 17" long x 14" wide



ERM1710
 Roll Mat



ERM1814
 Roll Mat



ERM1914
 Roll Mat

HARDWOOD CUTTING BOARD

- Hardwood cutting board
- Easy care handwash
- Countertop cutting boards extend 1" beyond the dimension of the bowl (front-to-back) and rest over the sink

Cutting Board Models

ECB1710: 16 5/8" long x 10 1/2" wide
 ECB1810: 18" long x 10 1/2" wide
 ECB1910: 19" long x 10 1/2" wide



ECB1710
 Cutting Board



ECB1810
 Cutting Board



ECB1910
 Cutting Board

