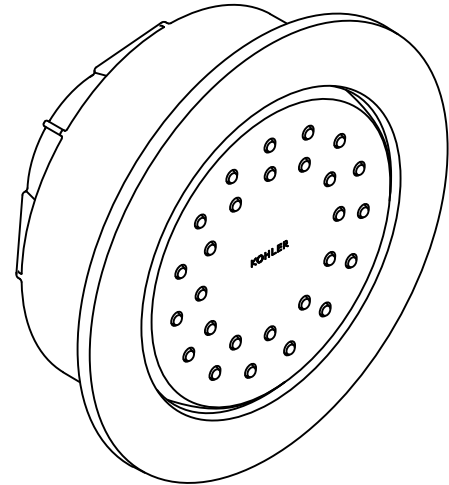


### Features

- 1/2" NPT connection
- 1.0 gpm (3.8 lpm) flow rate at 80 psi (552.6 kPA)
- MasterClean™ sprayface features an easy-to-clean surface that withstands mineral buildup and maximizes spray performance

### Technology

- Katalyst® air-induction technology infuses water with air, creating bigger drops for a more powerful spray



### Codes/Standards








ASME A112.18.1/CSA B125.1  
DOE - Energy Policy Act 1992  
California Energy Commission (CEC)

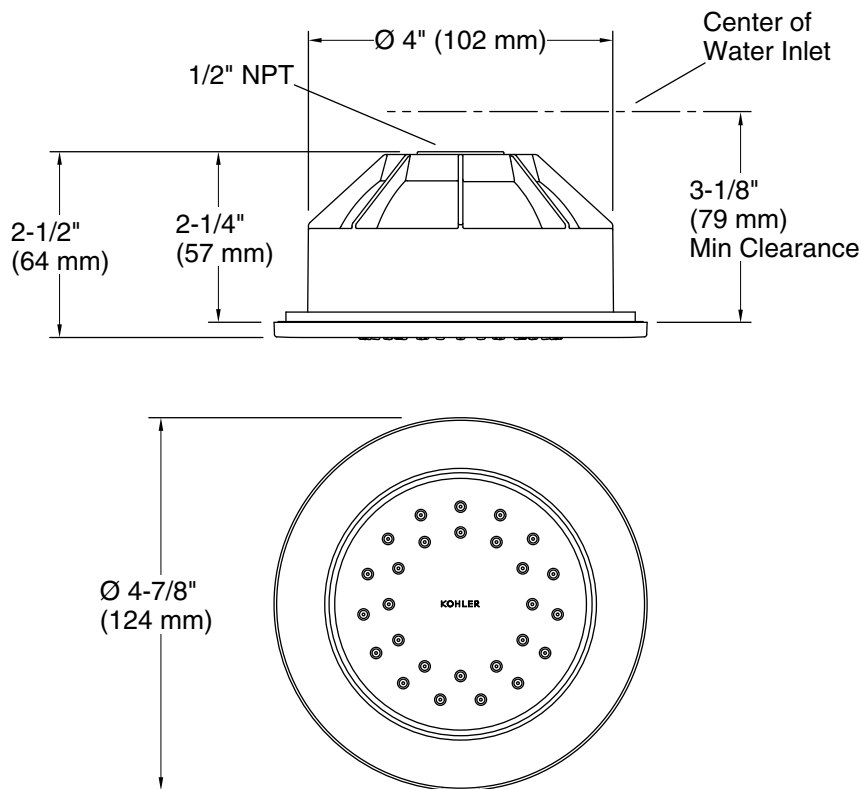
### KOHLER® Faucet Lifetime Limited Warranty

See website for detailed warranty information.

### Available Colors/Finishes

*Color tiles intended for reference only.*

Color	Code	Description
	CP	Polished Chrome
	SN	Vibrant® Polished Nickel
	AF	Vibrant® French Gold
	BN	Vibrant® Brushed Nickel
	BV	Vibrant® Brushed Bronze
	BL	Matte Black
	TT	Vibrant Titanium
	BGP	Vibrant Brushed Graphite



**Technical Information**

All product dimensions are nominal.

**Spout:**

**Notes**

For use with automatic compensating valves rated at 1.6 gal/min (6.1 l/min) or less.

Install this product according to the installation instructions.

Caution: Risk of personal injury. To prevent water temperature fluctuation and possible scalding, use two or more 1.0 gpm body sprays to maintain valve stability.