

**KONTOUR™****BF1334****STANDARD: PB2 Pressure Balance Tub Shower System*****SPECIFICATIONS*****Components included**

- 102845 : 2-jet handshower
- 102849 : Wallbar
- 101620 : 60'' flexible and soft PVC hose
- BF1299 : 1/2'' Pressure balance valve with diverter and decorative trim
- 102847 : Wall outlet
- 102870 : Tub spout

Colors (Finishes)

- Chrome : BF1334-110

Certifications

The specified model meets or exceeds the following standards;

- ASME A112.18.1 / CSA B125.1



See the following sheets for the technical features of each component.

Installation Notes

This product must be installed following the installation instructions provided.

WARRANTY

Kalia Inc. guarantees all aspects of its products to be free of defects in material and workmanship for normal residential use. **Refer to the warranty included with the Kalia products for details.**

Kalia inc.
1355, 2nd Street
Sainte-Marie (Quebec)
Canada G6E 1G9

t. 1-418-387-9090
1 877 GO KALIA (1-877-465-2542)
f. 1-418-387-9089
www.KaliaStyle.com

**102845****STANDARD : 2-Jet Handshower*****SPECIFICATIONS*****Features**

- Dimension: 102mm (4")
- Anti-scale system with soft sprays
- Water G1/2 male inlet
- 2 direct positions and 1 shared position
- PVD finish (Physical Vapour Deposit): A high technology process that protects the surface finish for increased durability

Colors (Finishes)

- Chrome : 102845-110
- Brushed Nickel PVD : 102845-120

Certifications

The specified model meets or exceeds the following standards;


- ASME A112.18.1 / CSA B125.1

**Packaging**

- **Dimensions:** 305mm x 117mm x 92mm (12" x 4 5/8" x 3 5/8")
- **Volume:** 0.12 cu ft (0.003 cu m)
- **Total weight:** 0.62 lb (0.28 kg)

Maximum flow rate

- 9.5 liters/min. (2.5 gallons/min.) at 80 psi

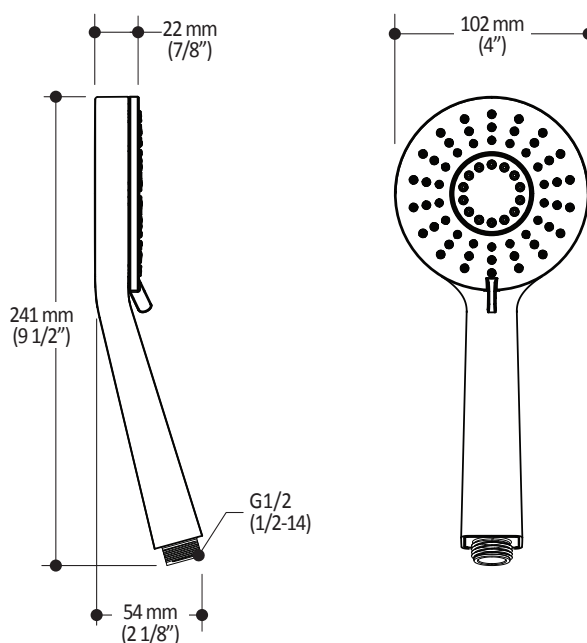
**Installation Notes**

This product must be installed following the installation instructions provided.

WARRANTY

Kalia Inc. guarantees all aspects of its products to be free of defects in material and workmanship for normal residential use. **Refer to the warranty included with the Kalia products for details.**

Product dimensions:



Important: Dimensions are approximated and are subject to changes. Please refer to the installation instructions.

Kalia inc.
1355, 2nd Street
Sainte-Marie (Quebec)
Canada G6E 1G9

t. 1-418-387-9090
1 877 GO KALIA (1-877-465-2542)
f. 1-418-387-9089
www.KaliaStyle.com



102849

Wallbar for Handshower

SPECIFICATIONS

Features

- Total height of 673mm (26 1/2 ")
- Locking system of 1/4 turn

Colors (Finishes)

- Chrome : 102849-110

Packaging

- **Dimensions:** 832mm x 152mm x 89mm
(32 3/4" x 6" x 3 1/2")
- **Volume:** 0.40 cu ft (0.011 cu m)
- **Total weight:** 1.54 lb (0.7 kg)



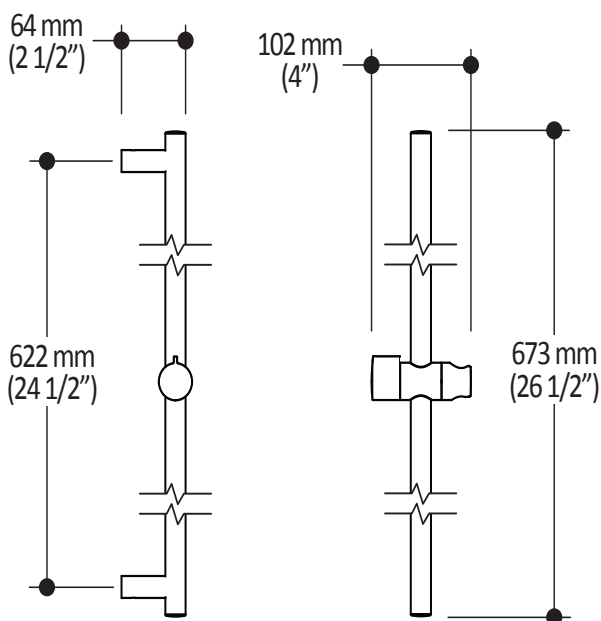
Installation Notes

This product must be installed following the installation instructions provided.

WARRANTY

Kalia Inc. guarantees all aspects of its products to be free of defects in material and workmanship for normal residential use. **Refer to the warranty included with the Kalia products for details.**

Product dimensions:



Important: Dimensions are approximated and are subject to changes. Please refer to the installation instructions.

Kalia inc.
1355, 2nd Street
Sainte-Marie (Quebec)
Canada G6E 1G9

t. 1-418-387-9090
1 877 GO KALIA (1-877-465-2542)
f. 1-418-387-9089
www.KaliaStyle.com



KONTOUR™

BF1299

1/2" Pressure Balance Valve With Diverter and Decorative Trim

SPECIFICATIONS

Features

- No visible screw
- Water 1/2" male inlet NPT threaded or welded
- Shut-off valves included
- Solid brass construction
- Total adjustment of 19mm (3/4")
- Included support for better stability during installation
- Can be installed back-to-back
- Push-button diverter with automatic or mechanical reset

Colors (Finishes)

- Chrome : BF1299-110

Certifications

The specified model meets or exceeds the following standards;

- ASME A112.18.1 / CSA B125.1



Packaging

- **Dimensions:** 362mm x 184mm x 191mm (14 1/4" x 7 1/4" x 7 1/2")
- **Volume:** 0.45 cu ft (0.013 cu m)
- **Total weight:** 4.56 lb (2.07 kg)

Maximum flow rate

- 20 liters/min. (5.28 gallons/min.) at 60 psi



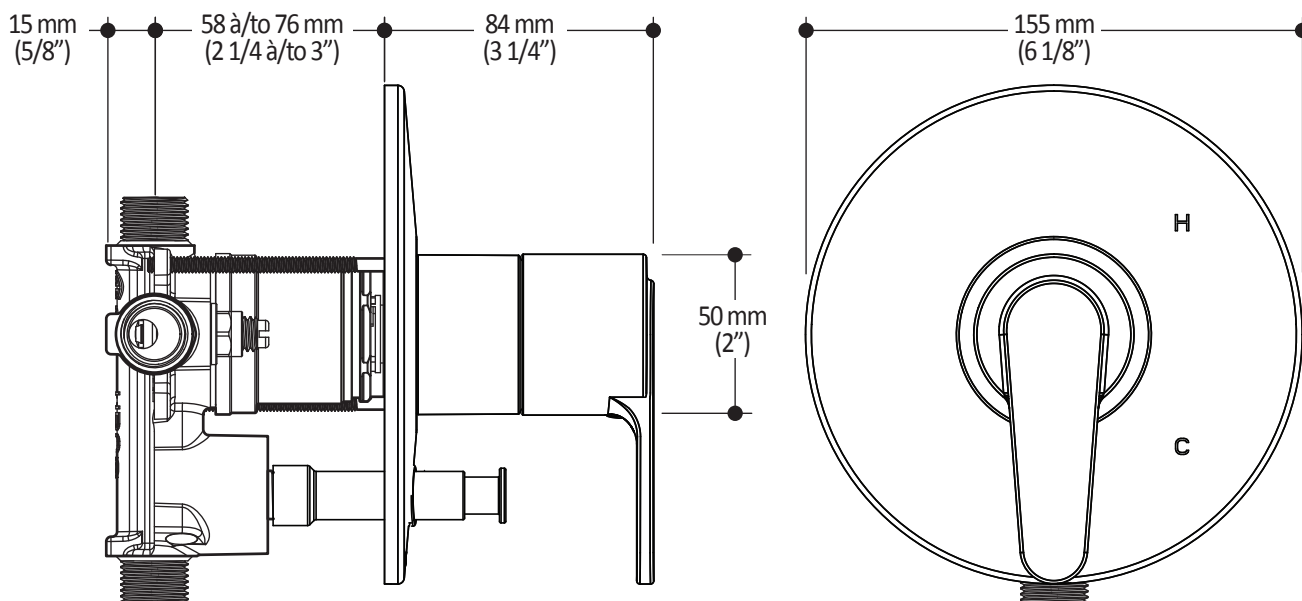
Installation Notes

This product must be installed following the installation instructions provided.

WARRANTY

Kalia Inc. guarantees all aspects of its products to be free of defects in material and workmanship for normal residential use. **Refer to the warranty included with the Kalia products for details.**

Product dimensions:



Important: Dimensions are approximated and are subject to changes. Please refer to the installation instructions.

Kalia inc.
1355, 2nd Street
Sainte-Marie (Quebec)
Canada G6E 1G9

t. 1-418-387-9090
1 877 GO KALIA (1-877-465-2542)
f. 1-418-387-9089
www.KaliaStyle.com



102847 Wall Outlet

SPECIFICATIONS

Features

- Water 1/2" NPT (male or female) inlet
- Water G1/2 male outlet
- Solid brass construction
- PVD finish (Physical Vapour Deposit): A high technology process that protects the surface finish for increased durability

Colors (Finishes)

- Chrome : 102847-110
- Brushed Nickel PVD : 102847-120

Certifications


The specified model meets or exceeds the following standards;

- ASME A112.18.1 / CSA B125.1



Packaging

- **Dimensions:** 305mm x 117mm x 92mm (12" x 4 5/8" x 3 5/8")
- **Volume:** 0.12 cu ft (0.003 cu m)
- **Total weight:** 0.40 lb (0.18 kg)



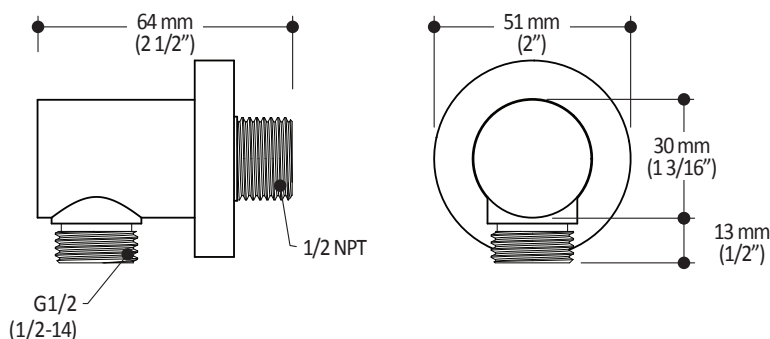
Installation Notes

This product must be installed following the installation instructions provided.

WARRANTY

Kalia Inc. guarantees all aspects of its products to be free of defects in material and workmanship for normal residential use. **Refer to the warranty included with the Kalia products for details.**

Product dimensions:



Important: Dimensions are approximated and are subject to changes. Please refer to the installation instructions.

Kalia inc.
1355, 2nd Street
Sainte-Marie (Quebec)
Canada G6E 1G9

t. 1-418-387-9090
1 877 GO KALIA (1-877-465-2542)
f. 1-418-387-9089
www.KaliaStyle.com



102870

STANDARD: Tub Spout

SPECIFICATIONS

Features

- Solid brass construction
- Water jet
- High water flow
- Water 1/2" male inlet NPT

Colors (Finishes)

- Chrome : 102870-110

Certifications

The specified model meets or exceeds the following standards;

- ASME A112.18.1 / CSA B125.1



Packaging

- **Dimensions:** 305mm x 117mm x 92mm (12" x 4 5/8" x 3 5/8")
- **Volume:** 0.12 cu ft (0.003 cu m)
- **Total weight:** 1.10 lb (0.5 kg)



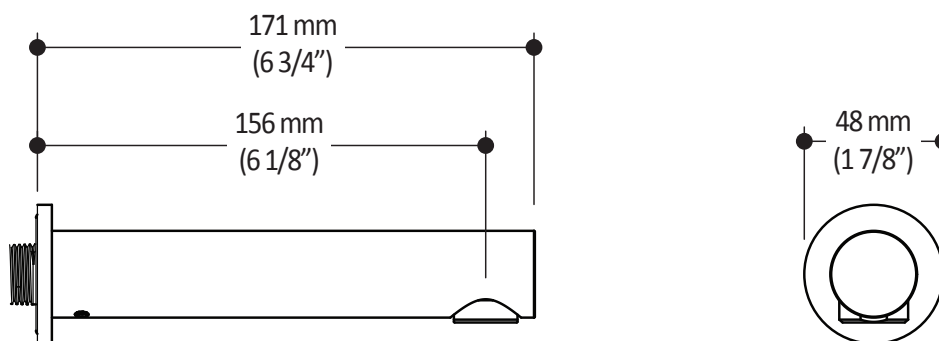
Installation Notes

This product must be installed following the installation instructions provided.

WARRANTY

Kalia Inc. guarantees all aspects of its products to be free of defects in material and workmanship for normal residential use. **Refer to the warranty included with the Kalia products for details.**

Product dimensions:



Important: Dimensions are approximated and are subject to changes. Please refer to the installation instructions.

Kalia inc.
1355, 2nd Street
Sainte-Marie (Quebec)
Canada G6E 1G9

t. 1-418-387-9090
1 877 GO KALIA (1-877-465-2542)
f. 1-418-387-9089
www.KaliaStyle.com