

Undercounter Lavatory

FEATURES

- ø15-3/8" Dia.
- Front or rear overflow
- Optional CeFiONtect™ ceramic glaze - prevents debris and mold from sticking to ceramic surfaces, leading to fewer chemicals and less water in cleaning
- ADA compliant (when overflow mounted at rear)
- Mounting assembly complete with installation template and mounting screw set for wood countertops
- THU410 is required for marble/granite type counter top installation and must be purchased separately



MODELS

- LT193G
With CeFiONtect glazing (#01, #03, #11, #12)
- LT193
Without CeFiONtect glazing (#51 only)

COLORS/FINISHES

- #01 Cotton
- #03 Bone
- #11 Colonial White
- #12 Sedona Beige
- #51 Ebony (not available with CeFiONtect)

CODES/STANDARDS

- Meets and exceeds ASME A112.19.2/CSA B45.1
- Certifications: IAPMO(cUPC), State of Massachusetts, City of Los Angeles, and others
- Meets ADA guidelines and ANSI A117.1 requirements when countertop is installed 864mm (34") from finished floor and lavatory is installed 205mm (8-1/8") minimum from front edge.



PRODUCT SPECIFICATION

The undercounter lavatory shall be made of vitreous china. Lavatory shall be 15-3/8" in diameter. Product shall be with overflow and lavatory shall include mounting assembly. Lavatory model LT193G shall have CeFiONtect ceramic glaze. Lavatory shall be TOTO Model LT193_____.

LT193(G)

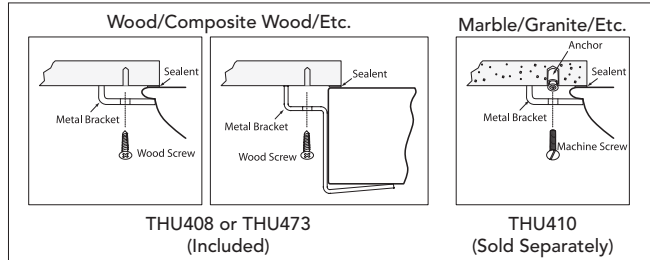
Undercounter Lavatory

SPECIFICATIONS

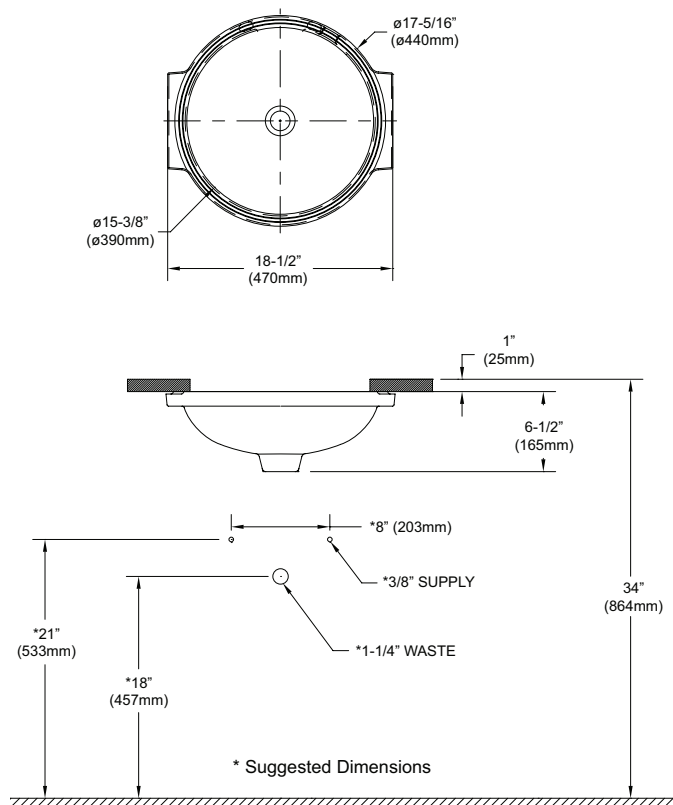
- Waste 1-1/4" O.D.
- Size $\varnothing 17-5/16$ " Dia.
- Basin $\varnothing 15-3/8$ " Dia.
- Warranty One Year Limited Warranty
- Material Vitreous china
- Shipping Weight 18.2 lbs.
- Shipping Dimensions 19-1/8"W x 17-3/4"D x 7-3/8"H

INSTALLATION NOTES

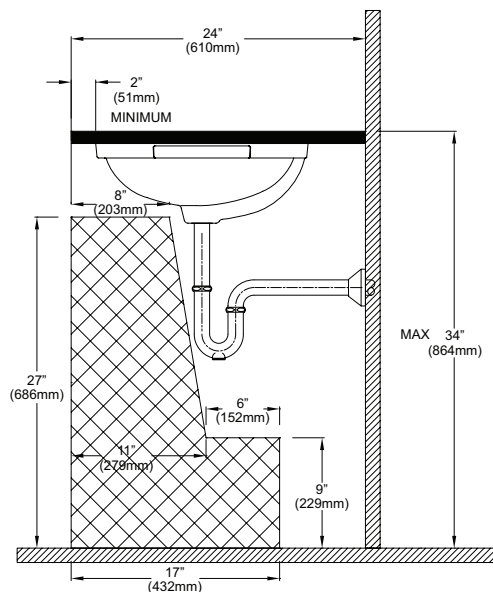
Mounting Hardware



Please note: Soirée® faucets TL960DDLQR and TL960SDQR are not recommended for use with this lavatory.



ADA Compliance Check



TOTO®

These dimensions and specifications are subject to change without notice