

American Standard

Style That Works Better

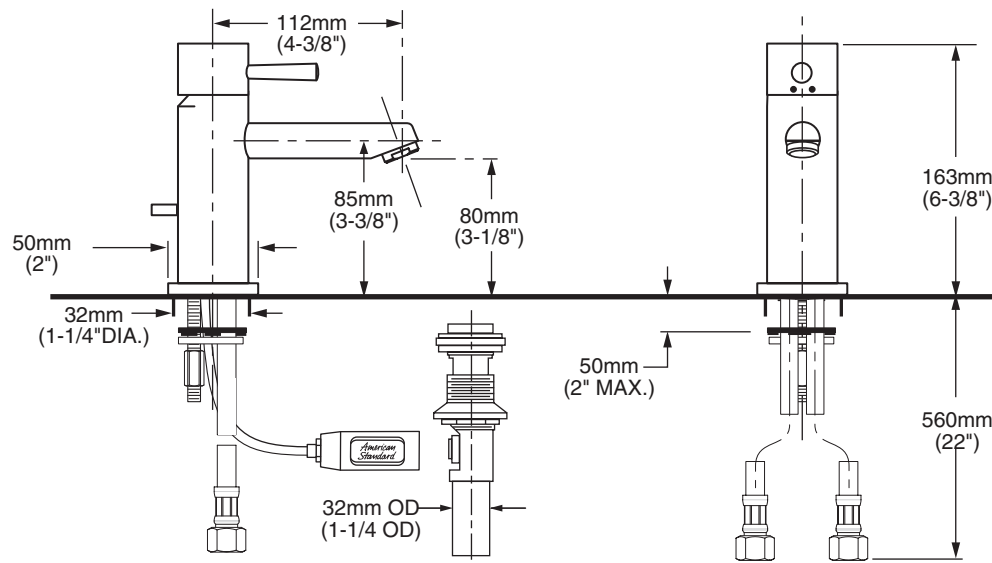
SERIN

SINGLE CONTROL SINK FAUCET



MODEL NUMBER:

- ☐ **2064 101 Single Control Monoblock Sink**
Lever handle. Metal Speed Connect™ pop-up drain.



GENERAL DESCRIPTION:

Brass body. Washerless 35mm ceramic disk valve cartridge with integral hot limit safety stop. Braided flexible supply hoses with 3/8" compression connectors. 20" (500mm) long flexible stainless steel drain cable is pre-assembled to faucet body. Metal Speed Connect™ drain body with 1-1/4" (32mm) tail piece. 1.84 gpm/8.3L/min. maximum flow rate at 60 p.s.i. (410kPa).

PRODUCT FEATURES:

Brass Construction: Durable. Easy to clean. Ideal for prolonged contact with water.

Ceramic Disc Valve Cartridge: Assures a lifetime of smooth handle operation and drip-free performance.

Adjustable Hot Limit Safety Stop: Limits the amount of hot water allowed to mix with cold. Reduces the risk of accidental scalding.

Low Lead: Meets NSF Standard 61/Section 9 & Prop 65 lead requirements.

Exclusive Speed Connect™ Metal Drain:

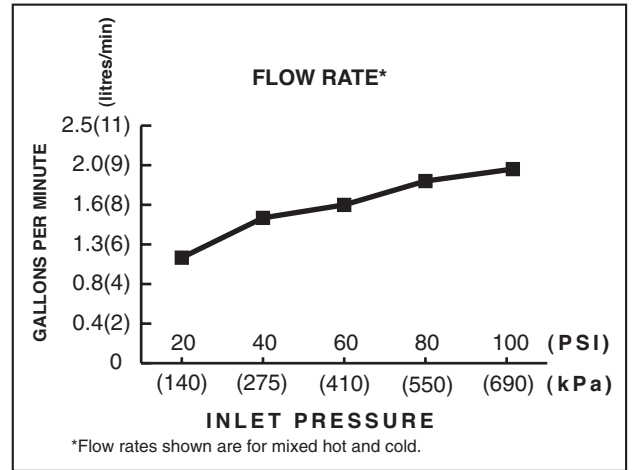
- Fewer parts. Installs in less time.
- No adjustments required - seals the first time, every time.
- Flexible stainless steel cable - installs effortlessly in tight spaces.

Choice of Finishes: Available in Polished Chrome or Satin (PVD).


CODES AND STANDARDS

These products meet or exceed the following codes and standards:

ANSI A117.1
ASME A112.18.1M
CSA B 125
NSF 61/Section 9
IAPMO (cUPC)



Product Number	Description	Finish Options*	
		Polished Chrome	PVD Satin
		002	295
2064 101	Single Control Monoblock Sink faucet. Metal Speed Connect™ pop-up drain.		

 Meets the American Disabilities Act Guidelines and **ANSI A117.1** Requirements for the physically challenged.