

# dyson airblade wash+dry

## TECHNICAL SPECIFICATION

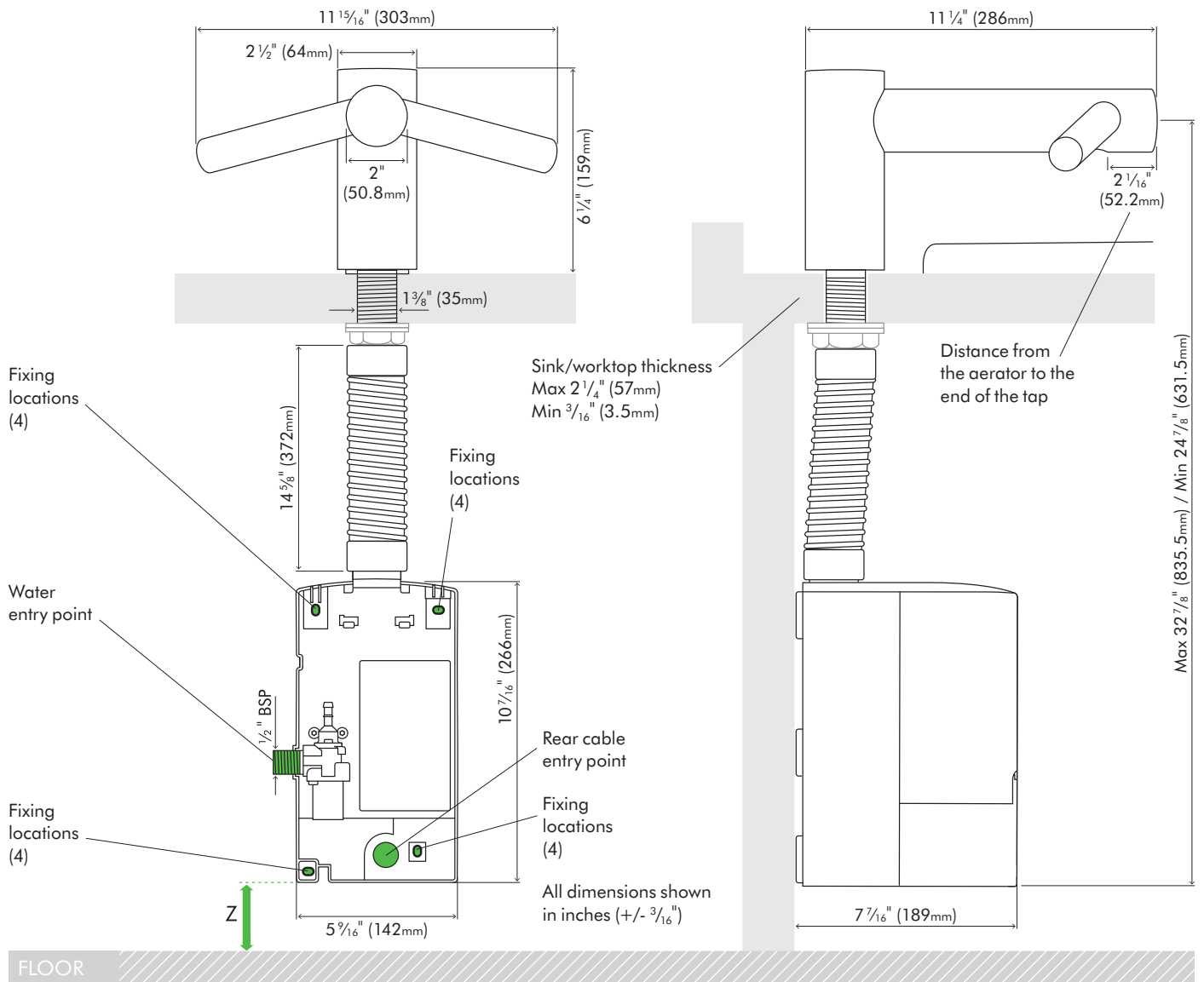
WD WD WD  
04 05 06



Short

FRONT ELEVATION

SIDE ELEVATION



Tap dimensions
WD04: Height 6 1/4" (159mm), Width 11 15/16" (303mm), Depth 11 1/4" (286mm)
Motor bucket dimensions
WD04: Height 10 7/16" (266mm), Width 5 9/16" (142mm), Depth 7 7/16" (189mm)

Minimum clearance
Z 4" (100mm) clearance from floor. ADA requires 9" (228mm) toe clearance.

# dyson airblade wash+dry

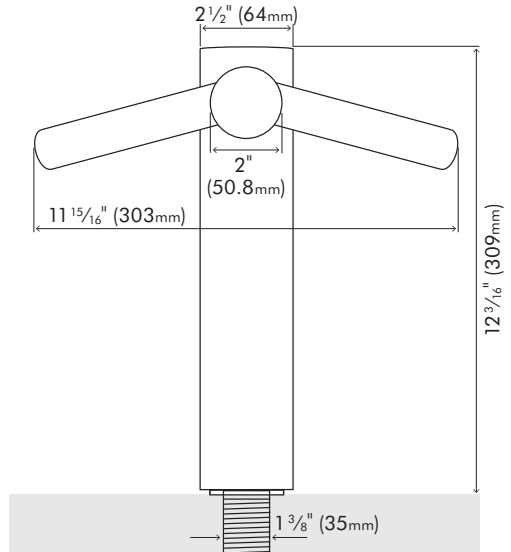


Tall

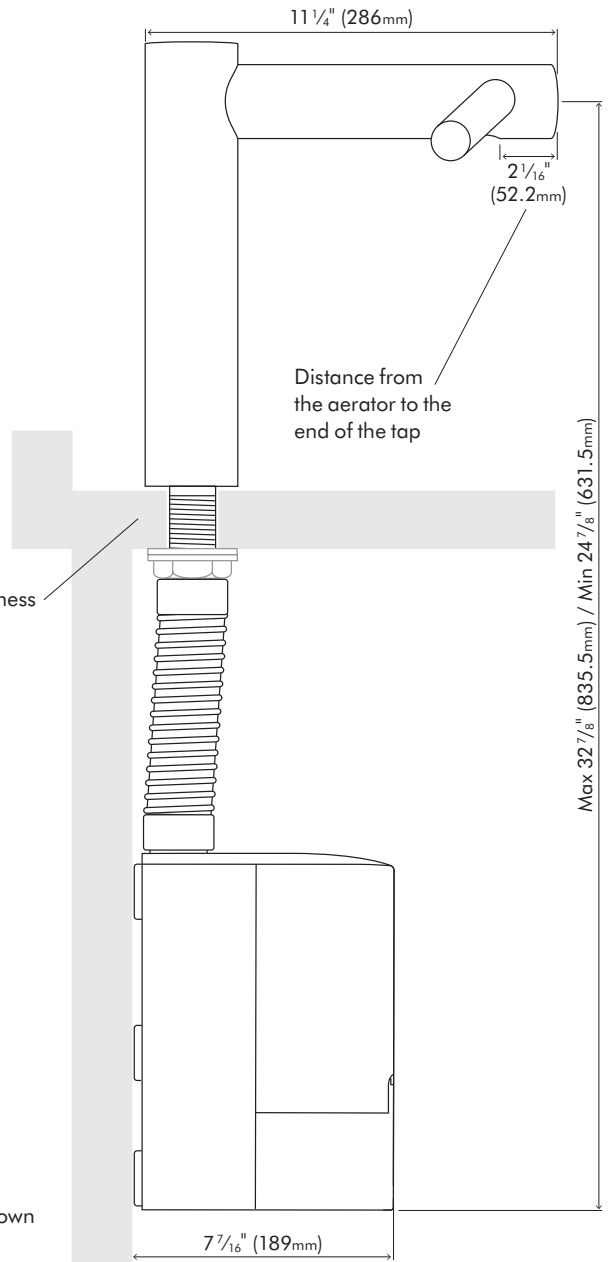
## TECHNICAL SPECIFICATION

WD WD WD  
04 05 06

FRONT ELEVATION



SIDE ELEVATION



Fixing locations (4)

Water entry point

Fixing locations (4)

Z

Sink/worktop thickness  
Max 2 1/4" (57mm)  
Min 3/16" (3.5mm)

Fixing locations (4)

Rear cable entry point

Fixing locations (4)

All dimensions shown in inches (+/- 3/16")

Max 32 7/8" (835.5mm) / Min 24 7/8" (631.5mm)

FLOOR

### Tap dimensions

WD05: Height 12 3/16" (309mm), Width 11 5/16" (303mm), Depth 1 1/4" (286mm)

### Motor bucket dimensions

WD05: Height 10 7/16" (266mm), Width 5 9/16" (142mm), Depth 7 7/16" (189mm)

### Minimum clearance

Z 4" (100mm) clearance from floor. ADA requires 9" (228mm) toe clearance.

# dyson airblade wash+dry

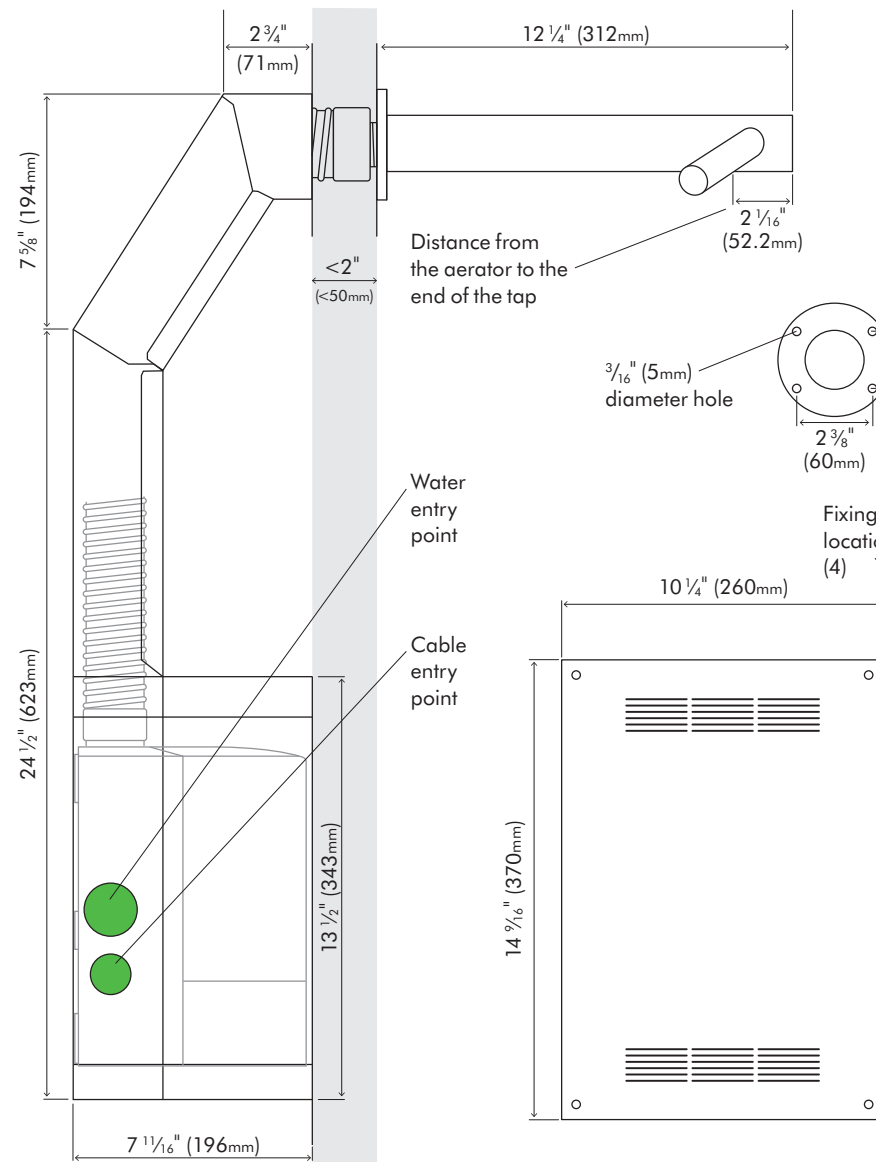
## TECHNICAL SPECIFICATION

WD WD WD  
04 05 06

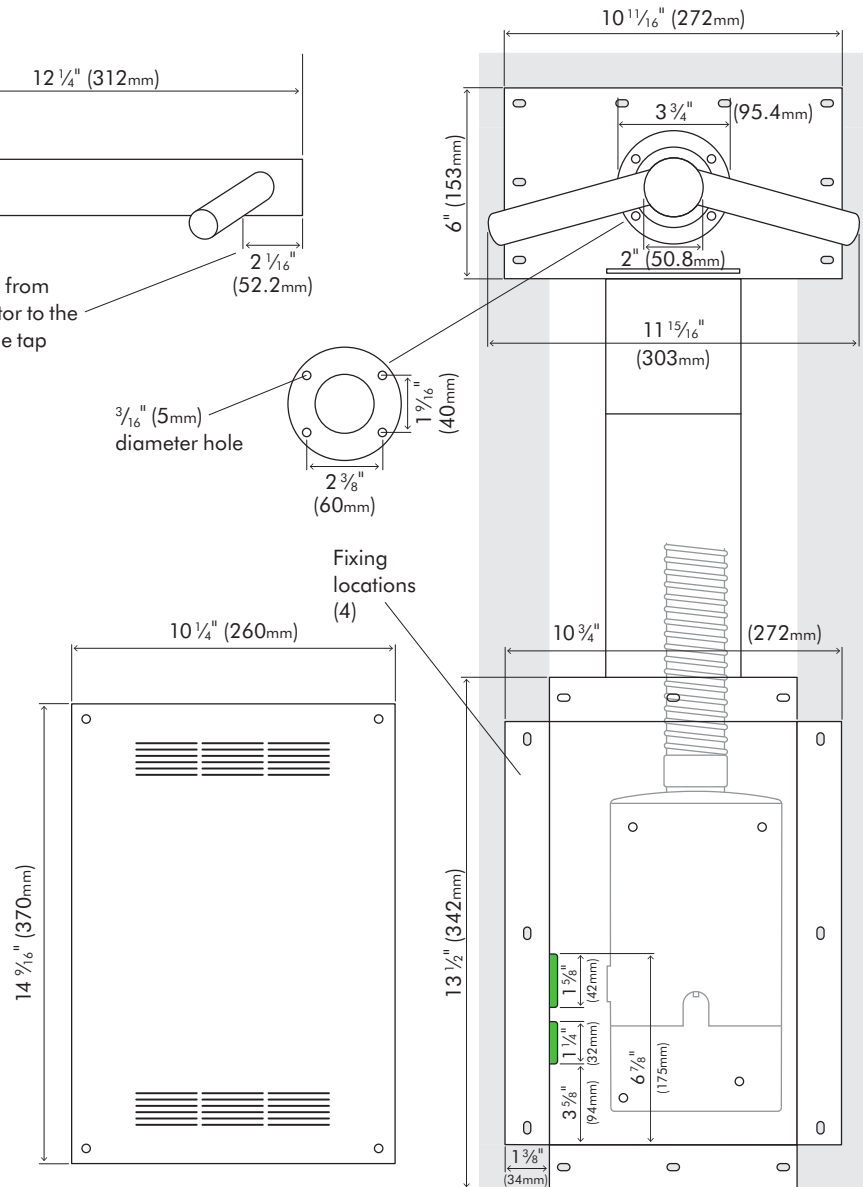


Wall

SIDE ELEVATION



FRONT ELEVATION



FLOOR

### Tap dimensions

WD06: Length 12 1/4" (312mm), Width 11 15/16" (303mm)

### Motor bucket dimensions

WD06: Height 10 7/16" (266mm), Width 5 9/16" (142mm), Depth 7 7/16" (189mm)

### Minimum clearance

Suggested installation height 37 9/16" (955mm) from finished floor to center of tap, depending on height of sink. Check installation guide for further details.

# dyson airblade wash+dry

## TECHNICAL SPECIFICATION

WD WD WD  
04 05 06



Wall

### WD06 Wall installation

The Dyson Airblade Wash+Dry hand dryer is designed so that the motor unit is located behind the stud wall within a metal enclosure which is supplied with the Dyson Airblade Wash+Dry hand dryer (Fig.1). The vertical wall studs must be constructed so as to allow the metal enclosure to be fitted between them (Fig.2). One of the horizontal wall studs must be fitted a) so it holds the main weight of the metal duct and the unit, and b) so it is in the correct position for the tap stem.

For complete instructions, please refer to the printed installation guide supplied with the machine.  
It's also available online at [www.dyson.com/docs](http://www.dyson.com/docs)

Fig.1



Fig.2

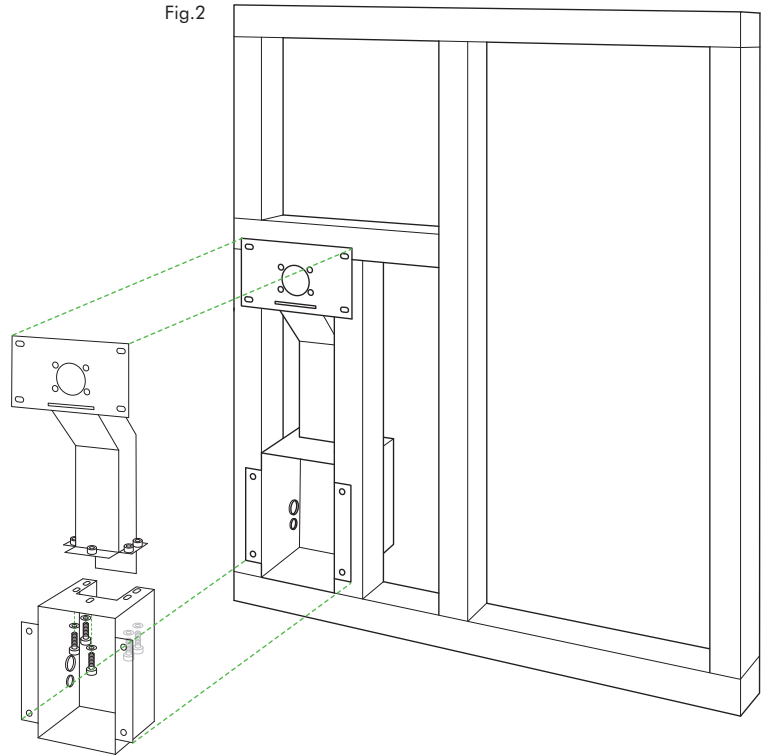


Fig.3

Install plasterboard.

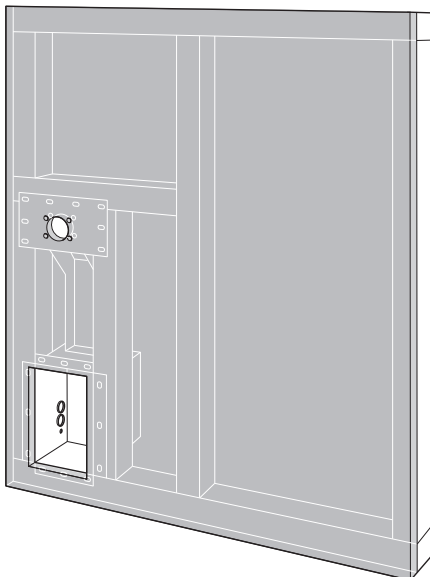
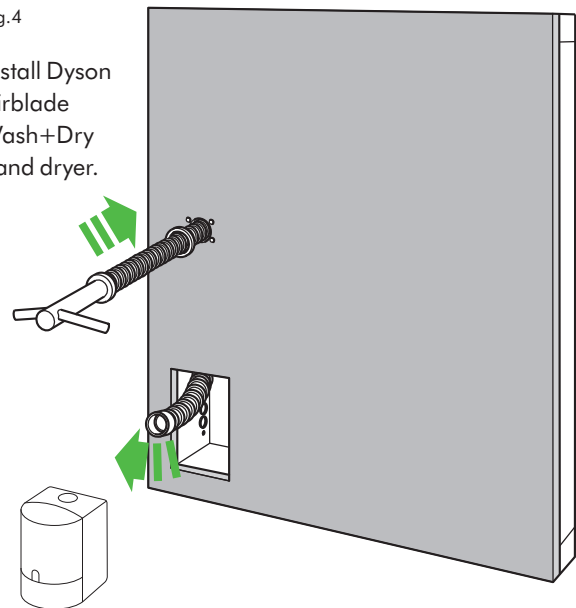


Fig.4

Install Dyson Airblade Wash+Dry hand dryer.



## TECHNICAL SPECIFICATION

### Electrical

Input voltage: Low Voltage = 100-110V, High Voltage = 200-240V

Frequency: Low Voltage = 50-60Hz, subject to voltage (120V at 60Hz; 100-110V at 50Hz), High Voltage = 50-60Hz

Motor specification: 1000W digital brushless motor

Motor Speed: 81,000 rpm

Motor Switching rate: 5,400 per second

Motor type: Dyson digital motor – V4 brushless DC Motor

Amp: Recommended dedicated 15 amp circuit, Low Voltage = 9.09 amps at 110V, High Voltage = 6.36 amps at 220V

Operating temperature range: 0°-40°C, 32°-104°F

Heater type: None

Standby power consumption: Less than 0.5W

### Construction

Tap construction: Stainless steel (brushed)

Lead free

Under counter motor bucket: Molded ABS (main unit) also uses polycarbonate and polypropylene

Exterior screw type: Torx T15

Water ingress protection rating to IP35

### Filter

Double-life HEPA filter (glass fiber and fleece prelayer)

Capture 99.97% of particles the size of bacteria as small as 0.3 microns from the washroom air.

### Operation

Touch-free infra-red activation

Hand dry time measurement: 14 seconds\*

Operation lock-out period: 30 seconds

Airspeed at apertures: 341 mph / 549 km/h (High Voltage), 331 mph / 533 km/h (Low Voltage)

Maximum altitude: 2,000 meters / 6,562 feet

Rated operating noise power: LV = 80 db(A) for WD04-06, HV = 80 db(A) for WD06, 81 db(A) for WD04-05

Operation airflow: Up to 5.5 gallons/sec (21 liters/sec)

### Water operation

Water flow rate: 0.5 gallons/min (1.9 liters/min) low flow fitted aerator, 1.0 gallons/min (3.8 liters/min) with aerator supplied with product

Water temperature control: Thermostatic mixer recommended (not supplied)

Water pressure required: 14.5-116 psi

Tap power supply: Mains supply

Equipped with automatic flush – every 24 hours for 60 seconds, after last use.

### Logistics

Net weight: WD04 = 9.39 lb; WD05 = 10.01 lb; WD06 = 20.97 lb

Packaged weight: WD04 = 14.90 lb; WD05 = 16.27 lb; WD06 = 30.09 lb

Packaged dimensions: WD04 = H 11 7/8" (303mm) × W 11 1/8" (284mm) × D 11 1/2" (291mm); WD05 = H 17" (434mm) × W 10 7/8" (275mm) × D 11 5/16" (288mm); WD06 = H 24" (610mm) × W 14 3/4" (375mm) × D 11 7/8" (302mm)

UPC Barcodes: Low Voltage/WD04: 885609014104, WD05: 885609014111, WD06: 885609014128; High Voltage/WD04: 885609014074, WD05: 885609014081, WD06: 885609014098

### Sink specification

The Dyson Airblade Wash+Dry hand dryer is compatible with most sink types. Ensure plugs are not installed in the sinks and avoid inserts with embedded plugs (e.g. ones that swivel or elevate).

Using a specially designed test method, Dyson engineers evaluated the user experience of a wide range of sink types when used with the Dyson Airblade Wash+Dry hand dryer. For further details on our recommended sinks, please see the pre-installation guide on our website: [dyson.com/docs](http://dyson.com/docs)

We recommend avoiding sinks with the following geometric characteristics:

Flat bases immediately surrounding the drain hole, nominally within a 2 5/16" (60mm) radius.

Sloping back and front wall transitions in relation to the base of the sink.

See our pre-installation guide for further details: [dyson.com/docs](http://dyson.com/docs)

Sink dimensions:

All sink measurements are internal unless stated otherwise.

Minimum width of sink: 15" (380mm), Front to back – Minimum: 13" (330mm)

Minimum depth of sink: 5" (127mm)

Maximum depth of sink for WD05 only: 8" (200mm)

(External measurement of vessel sink)

Sink materials: Sinks with highly polished surfaces should be avoided, e.g. reflective chrome. Porcelain or brushed metal is ideal. When multiple taps are installed side-by-side, tap centers should be a minimum of 22 7/8" (580mm) apart.

### Standard warranty

5 year parts, 5 year limited labor warranty.

### Product range

#### WD04 Short

Part number/SKU

Low Voltage: 247659-01  
High Voltage: 247908-01

#### WD05 Tall

Part number/SKU

Low Voltage: 247663-01  
High Voltage: 247910-01

#### WD06 Wall

Part number/SKU

Low Voltage: 247669-01  
High Voltage: 247915-01



### Accreditations

Carbon Trust

HACCP International

Quiet Mark

WD04 Short & WD06 Wall are ADA compliant

\*Dry time determined using Dyson test method 769 based on NSF P335 to a measurement of 0.1g residual moisture.

# dyson airblade wash+dry

---

**Further documents are available online to download:**

- Pre-installation guide
- Installation guide
- Dyson Airblade Wash+Dry hand dryer brochure
- Cleaning guide
- CAD drawings
- Installation videos



The Carbon label is a trademark of the Carbon Trust. HACCP International non-food certification mark is the registered trademark of HACCP International. HACCP International have certified Dyson products based on their recommended installation and operating conditions. Licensed by Dyson. Quiet Mark is a trademark of the Noise Abatement Society.

---

**For further information, please contact Dyson:**

1-888-397-6622 | [airbladeinfo@dyson.com](mailto:airbladeinfo@dyson.com) | [www.dyson.com](http://www.dyson.com)

6594732 08.01.18 ©2018 DYSON