
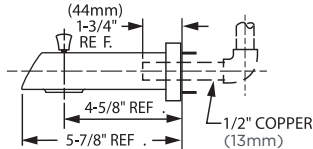

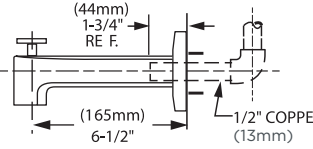

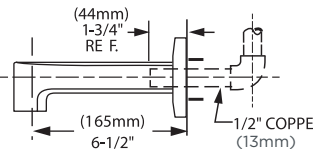

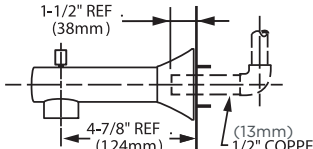

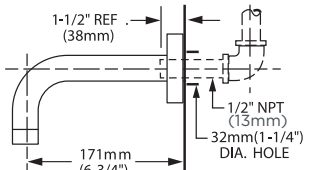

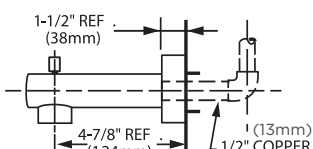

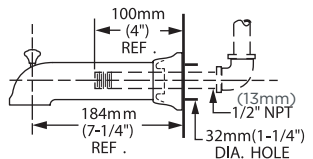

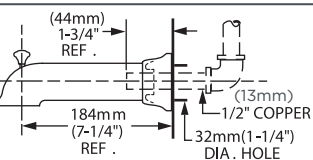



Model #	Description	Finishes	Roughing-In Dimensions
8888 086 	GREEN TEA® SLIP-ON DIVERTER TUB SPOUT <ul style="list-style-type: none"> • For 1/2" (13mm) copper pipe • Metal Construction • 4-5/8" (102mm) length to center of stream straightener 	.002 Polished Chrome .075 Stainless Steel	
8888 091 	MOMENTS™ SLIP-ON BRASS DIVERTER TUB SPOUT <ul style="list-style-type: none"> • For 1/2" (13mm) copper pipe • All Brass Construction • 6-1/2" (152mm) length to center of stream straightener 	.002 Polished Chrome .075 Stainless Steel	
8888 092 	MOMENTS SLIP-ON BRASS TUB SPOUT <ul style="list-style-type: none"> • For 1/2" (13mm) copper pipe • All Brass Construction • 6-1/2" (152mm) length to center of stream straightener 	.002 Polished Chrome .075 Stainless Steel	
8888 743 	BERWICK® SLIP-ON DIVERTER TUB SPOUT <ul style="list-style-type: none"> • For 1/2" (13mm) copper pipe • Metal Construction • 4-7/8" (102mm) length to center of stream straightener 	.002 Polished Chrome .295 Satin Nickel (PVD)	
8888 421 	SERIN® BRASS TUB SPOUT <ul style="list-style-type: none"> • 1/2" (13mm) IPS Connection Satin Nickel (PVD) • All Brass Construction • 6-3/4" (152mm) length to center of stream straightener 	.002 Polished Chrome .295 Satin Nickel (PVD)	
8888 087 	SERIN SLIP-ON DIVERTER TUB SPOUT <ul style="list-style-type: none"> • For 1/2" (13mm) Copper Pipe • Metal Construction • 4-7/8" (102mm) length to center of stream straightener 	.002 Polished Chrome .295 Satin Nickel (PVD)	
8888 315 	TOWN SQUARE DIVERTER TUB SPOUT <ul style="list-style-type: none"> • 1/2" (13mm) IPS Connection • Metal Construction • 7-1/4" length to center of stream straightener. 	.002 Polished Chrome .295 Satin Nickel (PVD)	
8888 088 	TOWN SQUARE® SLIP-ON DIVERTER TUB SPOUT <ul style="list-style-type: none"> • For 1/2" (13mm) Copper Pipe • Metal Construction • 7-1/4" (178mm) length to center of stream straightener. 	.002 Polished Chrome .224 Oil Rubbed Bronze .295 Satin Nickel (PVD)	
8888 089 	TOWN SQUARE SLIP-ON TUB SPOUT <ul style="list-style-type: none"> • For 1/2" (13mm) Copper Water Tube • Metal Construction • 7-1/4" (178mm) length to center of stream straightener. 	.002 Polished Chrome .224 Oil Rubbed Bronze .295 Satin Nickel (PVD)	