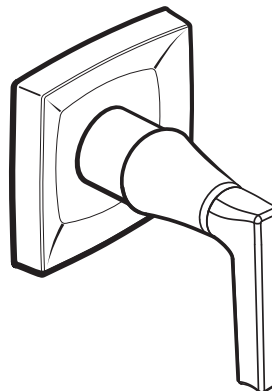


INSTALLATION INSTRUCTIONS

Keefe™ Handle Trim Kits for Straight Wall Valves

Model D35104.700

*Thank you for selecting DXV by American Standard.
To ensure that your installation proceeds smoothly,
please read these instructions carefully
before you begin.*



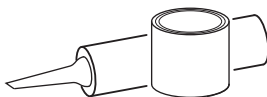
AMERICAN STANDARD

RECOMMENDED TOOLS AND MATERIALS

Most of the procedures require the use of common tools and materials, which are available from hardware and plumbing, supply stores. It is essential that the tools and materials be on hand before work is begun.



Channel Locks



Plumbers' Putty or Caulking



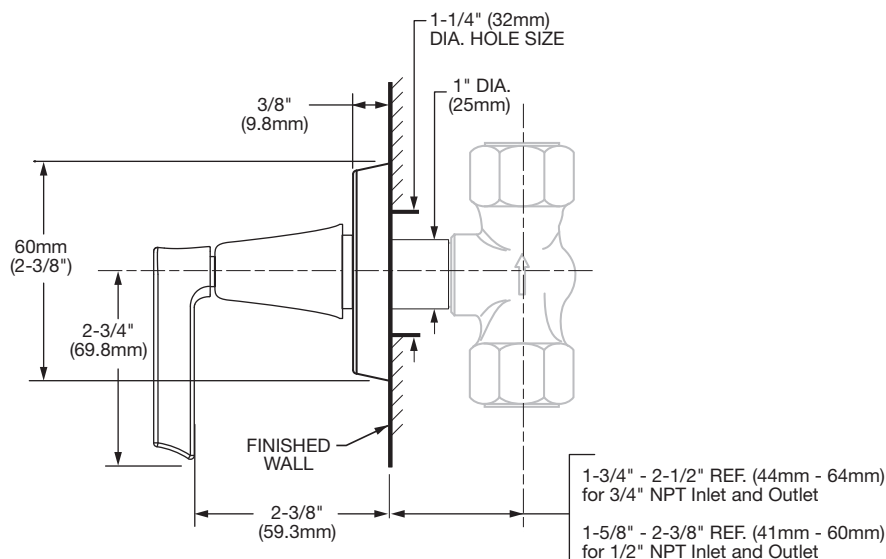
Phillips Screwdriver



Regular Screwdriver

ROUGHING-IN DIMENSIONS:

- For reference



In the United States:

DXV by American Standard
One Centennial Avenue
Piscataway, New Jersey 08855
Attention: Director of Customer Care

For residents of the United States, warranty information may also be obtained by calling the following toll free number: (800) 227-2734
www.DXV.com

In Canada:

DXV by American Standard
5900 Avebury Road
Mississauga, Ontario
L5R 3M3
Canada

Toll Free: 1-800-387-0369
Local: 905-306-1093
Fax: 1-800-395-1498
www.DXV.ca

In Mexico:

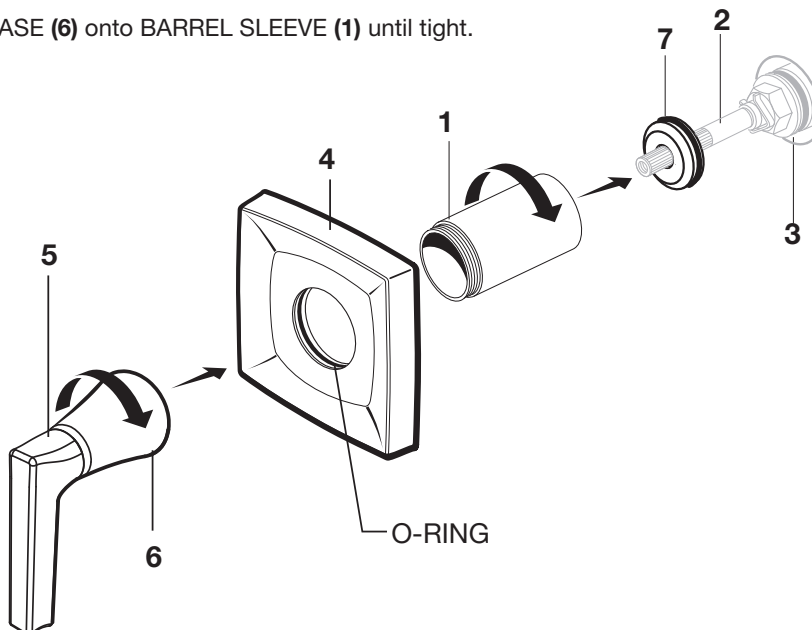
DXV by American Standard
Via Morelos 330
Col. Santa Clara Coatlita
Ecatepec, Estado de México 55540

Toll Free: 01-800-8391200
www.DXV.mx

SAVE FOR FUTURE USE

1 **INSTALL LEVER HANDLE** **CAUTION** Turn off hot and cold water supplies before beginning.

- Install BARREL SLEEVE WASHER (7) onto VALVE STEM (2) as shown.
- Place BARREL SLEEVE (1) over VALVE STEM (2) and BARREL SLEEVE WASHER (7). Thread tight onto VALVE (3).
- Slide ESCUTCHEON (4) onto BARREL SLEEVE (1) flush against finished wall to cover wall opening.
NOTE: Grease O-Ring if necessary.
- Align HANDLES as shown or as desired and install HANDLE ASSEMBLY (5) onto VALVE STEM (2).
- Thread HANDLE BASE (6) onto BARREL SLEEVE (1) until tight.

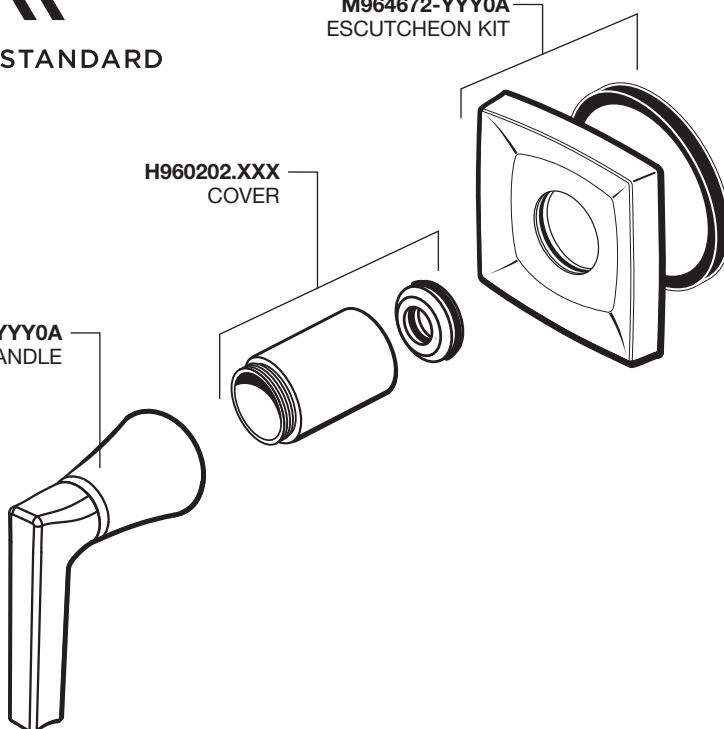


AMERICAN STANDARD

M964672-YYY0A
ESCUTCHEON KIT

H960202.XXX
COVER

M964564-YYY0A
LEVER HANDLE



Keefe™
Handle Trim Kits
for Straight Wall Valves

MODEL NUMBER

D35104.700

Replace the "XXX" or "YYY" with
appropriate finish code

POLISHED CHROME	100
BRUSHED NICKEL	144